

TAYLOR MAXWELL

ANVIL

metal cladding

Anvil

Metal and Mesh Rainscreen Cladding

taylormaxwell.co.uk

Anvil Metal Cladding



Craighleith Road

Introducing Anvil metal cladding systems

This innovative range of metal rainscreen systems allow a precise and efficient installation, with perfect joint lines and accurate tolerances.

The common misconception is that innovative and stylish metal facade systems are expensive and perceived to be complicated to install and detail. This metal cladding range will allow you to achieve a striking facade at a very competitive cost.

More and more developments are calling for fast track construction techniques to enhance performance with regards to build time and programmes. Clients are demanding reduced build time and weather tightness as a necessity to ensure that the schemes can be complete as soon as possible.



IMP



Interlocking Multi Plane (IMP)

The **Anvil** metal cladding is available using an interlocking multi plane (IMP) system with a secret fix joint. The secret fix joint means there are no visible fixings, providing a precise and uniform finish to the facade.

To suit individual design requirements, the IMP system can be utilised to create a range of facade patterns. The system employs wedge-shaped cassettes with a range of different depths, allowing the creation of varying geometric effects. These cassettes can then be laid in a multi-directional fashion, allowing the construction of a highly creative aesthetic.

It is also possible to perforate the faces of the cassettes, providing another means of generating unique and decorative visual effects on the facade. The IMP system is available with a PPC, anodised, natural metal or Al pre-coated finish.

Anvil Metal Cladding

Recessed Joint Fix (RJF)

The **Anvil** metal cladding is available using a semi-concealed recessed joint fix (RJF) system with an overlapping, baffled joint. To provide a consistent finish to the facade, coloured fixings are available to match the panels.

It is possible to perforate the faces of the cassettes, providing the option to generate unique and decorative visual effects.

The panels can also be laid in a multi-directional fashion, allowing the construction of a highly creative aesthetic to suit individual project designs. The standard joint width for this system is 20mm.

The RJF system is available with a PPC, anodised, natural metal or Al pre-coated finish.



Secret Fix Landscape/Portrait (SFL/SFP)

The **Anvil** metal cladding is available using a secret fix joint system with either a landscape (SFL) or portrait (SFP) profile to suit design and budget requirements.

The secret joint means there are no visible fixings, providing a precise and uniform finish to the facade. Comprising of secret hook-on cassettes and a clipped system, the SFP and SFL are available in variable sizes, allowing design freedom to create a desired pattern/ effect using the multi-variant cassette formats.

The minimum joint width for this system is 10mm. The SFL/P system is available with a PPC, anodised, natural metal or Al pre-coated finish.



PPSF



Pressed Plank Secret Fix (PPSF)


The **Anvil** metal cladding is also available using a pressed plank secret fix (PPSF) system which utilises a secret clip fix joint, providing an aesthetically clean finish with no visible fixings.

Similar to our recessed and interlocking systems, the pressed planks can be laid in a multi-directional fashion, allowing the construction of a highly creative aesthetic to suit individual project designs. It is also possible to perforate the faces of the cassettes, providing another means of generating unique and decorative visual effects on the facade.


Planks are available in lengths of up to 6m however, to create the look of longer lengths, the system can be utilised with butt joints. The PPSF system is available with a PPC, anodised, natural metal or Al pre-coated finish.

Colours and Finishes

We provide a vast range of colours and finishes to suit **Anvil** metal cladding systems. These include an extensive portfolio of over 180 RAL colours, available in either a matt, satin or gloss finish. We also offer a range of anodised and anodic-look finishes – a cost-effective alternative to the anodised finishes that create the visual of an anodised surface. For a cost-effective solution to natural materials like stone, we provide a range of polyester powder coated (PPC) mineral textures. As an alternative, we provide a range of natural metal finishes including bronze, corten and copper, as well as an additional PPC metal look and metallic range. For an Al fire rated panel, we offer a pre-coated aluminium option which is manufactured through a coil coating process, providing a high-grade and quality surface. For more information regarding any of our colours and finishes, please contact us.



Anvil Expanded Mesh



Expanded and perforated mesh screens are extremely versatile and ideal for creating a contemporary facade, offering a dramatic transformation on refurbishments and new builds.

The cladding is usually constructed from a 1.5 – 3.0mm thick metal sheet, with the individual design of the panel being shaped by the selected material. The amount and size of perforations, or the ‘eyes’ of the expanded mesh, are a critical factor for consideration in the design process.

These flexible metal patterns can be used to enhance the shape of a building and can be manipulated to achieve unusual and striking visual effects. Transparency and shafts of light caught in the perforations can produce spectacular enhancements to the facade.

The expanded mesh manufacturing process provides a material with a three-dimensional quality. It can be completely opaque when viewed from one direction, and transparent when viewed from an alternative angle.

In addition to its aesthetic qualities, expanded and perforated mesh screens are very strong, and flexible enough to be used for metalwork fabrication and metal structures. Additional support will be required to act as a fall arrest solution.



Options

— Design

The design of the mesh pattern ultimately depends on the shape of the tool utilised in the expansion process. The shape may be square, diamond or hexagonal, and each eyelet has its own visual features for use in design and architecture. There is also a choice of framing and fixing systems to support expanded mesh, depending on the required aesthetic.

— Transparency

Translucence or transparency is the key function of expanded mesh. A mesh pattern with larger apertures can create visual effects that provide a glimpse of the underlying surface. Mesh patterns with smaller apertures are frequently used as brise soleil, to shield buildings from the sun.

— Shading & Aeration

Expanded metal panels can provide “smart” solar blinds to reduce the heat and glare generated by the sun. Movable screens allow you to adjust the shading to suit the requirements of the building at different times of the day. Different patterns also provide different free-vent areas which may be critical to plant screening or ventilation requirements.

— Finishes

Aluminium remains widely used across a myriad of architectural applications. The selection of the appropriate thickness will depend on the intended usage and the loads it is expected to support. Mill, powder coated and anodised finishes are available – contact us to discuss your requirements.

Benefits

— Choice

An extensive range of mesh patterns are available. These can be bordered, curved and folded in a number of different finishes including powder coated or anodised. Send us a drawing or image of what you are trying to achieve, and we will work with you to design the optimum solution.

— Affordable

There is very little waste product when manufacturing expanded mesh, thus it is a more cost-effective solution than a punched perforated sheet metal. The intrinsic structure of the mesh (being a single piece) makes it lightweight, but simultaneously stronger than other materials of the same weight.

— Recyclable & Sustainable

At the end of its long working life, expanded mesh can easily be disposed of and is 100% recyclable. It can also be demounted and recoated, thus extending its service life.

— Versatile



Being easy to work with and with a wide choice of shapes available, expanded mesh can be adapted to suit most applications, and easily combines with other materials, such as glass, natural metal and natural stone.

Anvil Colours & Finishes

A1 Fire Rated


We provide a vast range of colours and finishes to suit our **Anvil** aluminium cladding system. For an A1 fire rated (tested to EN13501-1) panel, we offer a pre-coated aluminium finish which is manufactured through a coil coating process, providing a high-grade and quality surface.

Our non-combustible panels are available in several finishes, including anodic silver, basalt grey, city concrete, jet black, polar white and Corten. As well as a class A1 fire rating, other benefits of pre-coated aluminium include UV colour resistance, 30-year guarantee, water resistance and 25% higher tensile strength.




Finishes

- PPC
- Anodised
- Natural Metal
- Pre-coated
- Matt, satin & gloss



Colour Ranges

- A1 Range
- Anodised & Anodic
- Metal Look & Metallics
- Mineral Textures
- Natural Metals
- RAL Colours




For the full list of colours and finishes available in each range, contact us today or visit our website.

TAYLOR MAXWELL

ANVIL

metal cladding



For more information, samples or to speak to one of our technical specialists, please call **0203 794 9377** or email enquiries@taylor.maxwell.co.uk