

**Taylor
Maxwell**



Facades

- 10 Slate Cladding**
CUPACLAD® Slate Cladding
- 14 Decorative Cladding**
Fibre Cement Cladding
Fibre Cement Weatherboard Planks
Mineral Fibre Decorative Cladding
- 22 Stone Cladding Systems**
Strata Stone Cladding
STONEPANEL™ Stone Cladding
- 30 Metal & Mesh Cladding**
Anvil Metal Cladding
Anvil Expanded Mesh
- 36 Terracotta Cladding**
Argeton Terracotta Cladding
- 40 Brick Cladding**
Corium Brick Cladding
Magnesium Oxide Backed Brick Cladding
GRP Backed Brick Cladding
Phenolic Backed Brick Cladding
- 50 Case Studies**
Caudwell International Children’s Centre
Belmont House
Arthouse
Tottenham Court Road

Timber

- 64 Flooring**
Engineered Wood Flooring
Resilient Flooring
- 68 Decking**
Composite Decking
Softwood Decking
- 74 Engineered Wood**
Cross Laminated Timber
Glulam
- 76 Case Study**
Blavatnik

Bricks

- 80 Facing Bricks & Brick Matching**
- 88 The Select Range**
— Exclusive to Taylor Maxwell
- 94 Linear Bricks**
- 96 Special Shaped Bricks**
- 98 Case Studies**
Collaborative Teaching Lab
Storey’s Field
Bromley by Bow

Masonry

- 108 Cast Stone**
- 112 Natural Stone**
- 114 Walling Stone**
- 116 Architectural Masonry**
- 120 Case Studies**
Sussex Court
West Hendon

Offsite Solutions

- 128 Precast & Prefabricated Brick Components**
Lintels & Soffits
Arches & Chimneys
- 132 Precast Concrete Solutions**
- 134 Case Study**
Great Eastern Quays



Taylor Maxwell have been providing facade and timber solutions to the construction industry for over 60 years. Today we operate from 16 regional locations across the UK supplying a range of brick, cladding, timber, masonry and offsite solutions.

For over 60 years, we've delivered innovative products, expert advice and unrivalled service to architects, developers, contractors and timber merchants. Through our UK-wide network of offices, we offer local and national market insight and knowledge to help meet our customers' needs. At the same time, our nationwide reach allows us to build robust relationships with leading brick manufacturers, sawmills and suppliers across the UK and Europe.

Our long-standing reputation has been built upon listening to our customers and gaining an in-depth understanding of what they are trying to achieve. Only then are we able to provide a selection of products that are suitable to meet the design concept.

With a national team of product advisors, we are able to guide you in your product selection. If your product is of a technical nature, we can provide design input, alternatively we can provide price information, availability and lead times.

Our joined-up and flexible approaches to complex construction projects, enable us to provide expert solutions from initial concept through to completion.

Visit taylormaxwell.co.uk to view our full range of products, email enquiries@taylor.maxwell.co.uk or call our team on **0203 794 9377** to discuss your project requirements.

A national team of product advisors



Cambridge Mosque

Continuous Professional Development & Partnerships

We offer a range of CPD seminars for architectural design practices and contractors.

CPD seminars are an excellent way of finding out more about facade materials, seeing our products up close, understanding how they work and how they will benefit your projects.

These can be organised at one of our local product showrooms, online, or we can visit your offices to present the seminar at a time and date to suit you.

In addition to in-house seminars, we are also able to offer product factory tours, and frequently take groups of customers around their local or neighbouring cities to take in the local architecture, highlighting schemes with an interesting mix of facade finishes.

To view our full CPD portfolio and arrange a seminar visit taylormaxwell.co.uk/cpd-seminars



For 50 years the RIBA awards have championed and celebrated the best architecture in the UK and around the world, no matter the form, size or budget.

Successful projects reflect changes and innovations in architecture, but at their core, display a commitment to designing and developing buildings and spaces for the improvement and enhancement of peoples lives. The RIBA awards are regarded by both the public and profession as the most valued architecture awards, with an unrivalled approach to the judging and promotion of good architecture.

The RIBA Regional Awards are given to UK buildings for their regional importance as a piece of architecture. Our national sponsorship of the 'Project Architect of the Year' award category represents our long-term commitment to RIBA members to encourage good design and our desire to further understand their needs.



Blavatnik School of Government

Celebrating the best architecture in the UK, and specifically the Project Architect of the Year award category, reflects our commitment to working in partnership with RIBA members to source products which stand the test of time and enhance peoples' lives.


With such a diverse range of projects shortlisted across the RIBA regions, using a multitude of facade materials, having the opportunity to partner with the RIBA regional and national awards is an exciting one.

Our products are frequently used in award winning schemes, and in 2016 our timber floors were used throughout the Blavatnik School of Government, which was shortlisted for the Stirling Prize.

Projects are shortlisted by region in the first instance with winners being recognised for their regional importance. These projects then go on to be put forward for the RIBA National Awards. The winners of the RIBA National Awards for architectural excellence are then judged for special awards including the RIBA Stirling Prize.

The RIBA Stirling Prize is the UK's most prestigious architectural prize. Every year it is presented to the architects of the building that has made the greatest contribution to the evolution of architecture in the past year. The prize was set up in 1996 and is named after the great British architect Sir James Stirling.

Blavatnik School of Government



Facades

10 Slate Cladding
CUPACLAD® Slate Cladding

14 Decorative Cladding
Fibre Cement Cladding
Fibre Cement Weatherboard Planks
Mineral Fibre Decorative Cladding

22 Stone Cladding Systems
Strata Stone Cladding
STONEPANEL™ Stone Cladding

30 Metal & Mesh Cladding
Anvil Metal Cladding
Anvil Expanded Mesh

36 Terracotta Cladding
Argeton Terracotta Cladding

40 Brick Cladding
Corium Brick Cladding
Magnesium Oxide Backed Brick Cladding
GRP Backed Brick Cladding
Phenolic Backed Brick Cladding

50 Case Studies
Caudwell Children’s International Centre
Belmont House
Arthouse
Tottenham Court Road

CUPACLAD® Slate Cladding



Natural slate cladding panels provide the perfect solution for both exterior facades and internal walls.

Manufactured by CUPA PIZARRAS, the CUPACLAD® slate cladding system combines the natural properties of the elegant material, with the ecological and sustainable benefits that slate can offer, providing a class A1 fire rated, non-combustible and BBA certified system.



Leadership Center

CUPACLAD® 101

CUPACLAD® 101 is a ventilated rainscreen cladding system for facades that utilises **invisible fixings** for a precise and uniform finish.

This exclusive fixing system allows an easy installation with stainless steel nails and overlapping slate tiles.



101 Logic

- Slates/m2 - 16.7
- Weight/m2 (slate) - <30kg/m2
- Measurements - slate size 40 x 20cm / nominal thickness 7.65mm
- Fixings - invisible exclusive screws



101 Random

- Slates/m2 - +15
- Weight/m2 (slate) - <30kg/m2
- Measurements - slate size 50 x 25/50 x 20/ 50 x 15cm / nominal thickness 7.65mm
- Fixings - invisible exclusive screws



101 Parallel

- Slates/m2 - 14.3
- Weight/m2 (slate) - <30kg/m2
- Measurements - slate size 40 x 25cm / nominal thickness 7.65mm
- Fixings - invisible exclusive screws

CUPACLAD® 201

CUPACLAD® 201 is a ventilated rainscreen cladding system for facades that utilises **visible fixings** for a reduced installation time when compared to other ventilated facades. Using large format slate tiles with stainless steel clips, the 201 system creates a clean and contemporary finish.




201 Vanguard

- Slates/m2 - 6.4
- Weight/m2 (slate) - <25kg/m2
- Measurements - slate size 60 x 30cm / nominal thickness 7.65mm
- Fixings - visible exclusive screws

Available in a range of tile sizes and finishes, the CUPACLAD® rainscreen slate facade system provides an efficient, sustainable, lightweight cladding option that utilises the natural beauty of slate.



Hotel Binet



CUPACLAD® Design

With limitless style options, CUPACLAD® design offers a vast array of possibilities for designing ventilated facades using varying sizes, forms and combinations of natural slate. Options include:

Shield: combine natural slates with other materials like wood, metal or coloured ceramic in an overlapping hexagonal design.

Ascent: a geometric design utilising rhomboid and trapezoid shaped natural slates.

Honeycomb: inspired by nature, utilising contemporary honeycomb shaped natural slate tiles.

Lineal: create distinguishing features by combining overlapping slate tiles with different colours, textures and materials.

Wave: inspired by the waves of the sea, utilising dynamic zigzag rhomboid shaped tiles.

Diagonal: a simple design with adjustable rectangular pieces to utilise the visual impact of diagonal lines.

Offset: inspired by rustic traditional stone facades, utilising two different sized asymmetric slate formats to create irregular patterns.

Waterfall: slate that is orientated vertically to create the illusion of cascading water.



Hotel Binet



— Tested



Tested to the highest British and European standards and regulations, the perfect slate for each system is carefully selected based on wind, bending, impact and fire tests to guarantee performance. The system is backed by BBA certification and the 101 and 201 ranges are classified A1 fire rated (non-combustible).

— Sustainable

There are no heating or chemical processes involved as natural slate is only subject to extraction and mechanical transformation. Complementary to external insulation systems by helping to keep buildings cool in summer and temperate in winter, therefore reducing energy consumption.

— Efficient

The natural slate system is highly durable, maintenance free and quick and easy to install. Colour and properties remain unchanged over the years, the material is kept dry due to continuous ventilation and many issues relating to humidity are reduced, resulting in a longer life span of the installation.

Fibre Cement Cladding

This fibre cement cladding range has both European technical approval and CWCT testing.

Comprised of a combination of reinforcing fibres, additives, cement and water, these boards are available in standard sizes including 3050mm x 1220mm x 8mm and 2520mm x 1220mm x 8mm, along with the option to create made-to-measure alternatives for individual projects. This range of fibre cement panels hold an A2 fire rating, in accordance with **EN13501-1**.

Five colour ranges are available, with options that include subtle natural shades, and almost all RAL colours can be produced. Fibre cement panels are suitable for a new construction or refurbishment project. In the case of a renovation, fibre cement panels offer an advantage due to their reduced thickness, meaning thicker insulation layers can be applied.

Fibre cement cladding panels combine seamlessly with a number of other facade materials, including facing bricks and slate and can be installed using a variety of systems:

— Screws

Panels can be attached with screws (wooden or metal) to the support structure.

— Rivets

Panels can be attached to the metal support structure using rivets.


— Invisible mechanical fastening

Panels can be installed using an invisible mechanical fastening system, where the backs of the panels are fitted with fastening points, in which panel hooks are placed with a tension-free anchor.

The surface of fibre cement boards may show variations in tone, appearance and coloured spots/flecks which adds to natural aesthetics of the material. The porosity allows the panels appearance to change with wet weather conditions and when dried out return to the original colour/tone. Each panel is naturally unique, and it is recommended that over large projects, panels are mixed from pallets.



Victoria Court



Fibre Cement Weatherboard Planks



Firepool Lock



Fibre cement weatherboard is a highly durable, low maintenance and versatile material, with many different colours and textures available.

Made from a combination of engineered cellulose-fibre and cement composites, these boards offer the texture and natural beauty of timber whilst delivering the fire, moisture and rot resistance of an engineered cement composite (ECC). Fibre cement boards are impact, fire, insect resistant and weatherproof.

Fibre cement boards can be installed horizontally, vertically, diagonally or on a curve, providing full freedom and flexibility to create any design, making it an ideal choice, particularly for housing developments.

Fibre cement can offer up to three times more dimensional stability than wood as it doesn't crack, swell or warp as the natural product would. With its outstanding mould and moisture resistant properties, the unique formulation doesn't deteriorate if exposed to damp or wet conditions and requires minimal maintenance.



— Full Design Flexibility

This fibre cement range offers multiple colour and texture options, with a full range of colour matched or complementary coloured trims and accessories.

— Low Maintenance

These attractive and long-lasting facades are very low maintenance, requiring a very light cleaning of household soap and water yearly to maintain the beautiful finish.

— Fire Resistant


This product carries an A2 fire rating; there is no risk that the ECC will ignite and spread flames through a building or adjacent building.

— Lightweight

The fibre cement panels are lightweight, allowing for easy manual handling on site. Fibre cement boards are lightweight and easy to cut without breaking, chipping or requiring specialist machinery. No special preparation or pre-drilling is required, the fibre cement boards are fully sealed, primed and painted in the factory.



Ryewood



Ryewood

Mineral Fibre Decorative Cladding

Mineral fibre boards are an exterior cladding option manufactured from sustainable basalt volcanic rock and bonded with an organic binder, that offer the longevity of stone and the added flexibility of being as easy to work with as wood, in one product. These unique properties result in highly durable, workable and low maintenance boards.

In addition to the vast range of standard colours available, mineral fibre boards are also available in a range of special finishes such as woods, stone, metallic and chameleon where the colour of the boards change depending on the viewers vantage point and the amount of natural light available. These flexible and robust boards can be applied easily and can even be shaped, curved or perforated.

Mineral fibre boards are lightweight and can easily be cut to size on-site using traditional cutting tools and their edges do not require sealing. They are quick to install with screws, nails, or in some cases adhesives, requiring no special tooling, meaning construction and installation costs are kept to a minimum.

When compared to a standard ventilated brick wall construction, mineral fibre boards use considerably less space, which results in a larger indoor area offering the same, or in many cases better, thermal performance.



— Unrivalled Stability

Like few other building materials, basalt cladding panels retain their dimensions and properties under all conditions, and are not affected by temperature, humidity or rain.

— Fully Sustainable


Mineral fibre boards are manufactured from basalt rock, a raw material that is abundant world-wide and is recyclable in the production cycle.

— Easy to Maintain

This range of boards are supplied with a water-based coating, which provides good UV resistance. A ProtectPlus finish can be applied by the manufacturer as part of the production process, where additional UV protection is required.

— Easy to Work With

Mineral fibre boards are as durable as stone and as easy to work with as wood. They are very light and can be machined quickly and easily using standard tools, saving installation time. This allows your building to be more economically constructed without compromising on design, shape or functionality.



Strata Stone Cladding



Introducing Strata stone cladding systems

Britain’s long and complex geological history has produced a diverse range of stone types, many of which have been quarried for building purposes over the centuries. Some of the country’s building stone quarries have operated continuously since earliest times.

Stone cladding facade systems provide a natural finish to complement and harmonise with their surroundings, often in conservation areas among long standing traditionally built stone projects. The growth of natural stone rainscreen has evolved with clients and architects still looking to achieve a natural stone facade but with the benefits of reduced weight, construction programmes and environmental impact of using less raw material.

Taylor Maxwell partner with established suppliers of both stone and framing systems that are designed and engineered to meet all current British and European standards. Consulting from the early project concept stages, we are able to offer design assistance, performance specifications and sample sourcing to facilitate a robust tender submission. All **Strata** stone systems supplied by Taylor Maxwell comply with the latest BS standards and pricing always includes both the stone, framing and fixing components.

The appropriate framing system is dictated by the stone finish that you are looking to achieve and the projects’ local vernacular. Our framing systems are designed and manufactured in the UK and include secret undercut fix, mechanical kerf fix and traditional hand set. On these systems we are able to supply a range of finishes including natural stone, technical stone and porcelain. Depending on the method of construction, technical stone is an ideal solution where you are looking to achieve large format cladding panels which can span floor to floor.

Our stone suppliers are also able to fabricate complex geometric forms including traditional stone features such as columns arches and complex string course profiles. If you’re looking for something different, please send us your design intent and we will work with our supply chain partners to see if it is achievable.





Alberta House

Strata Secret Undercut Fix – Adjustable Cladding Zone

The facade panels in this system are supported by specialist undercut anchors.

Panels will typically feature four undercut anchors at equal distances from each of its corners to guarantee an even distribution of the load. Panel clips create the hook on connection to the horizontal rail which is mechanically fixed at two points for stability and security.

The secret fix undercut anchor is an ideal support system for a wide range of natural stone, technical stone, porcelain and ceramic panels with a thickness range from 10mm to 50mm. The system is suitable for both standard grid and random pattern facades.

The secret fix undercut system has been tested by Wintech Engineering to CWCT standards for:

- Water Penetration: Dynamic Pressure to CWCT Section 7
- Wind Resistance: Serviceability to CWCT Section 11
- Wind Resistance: Safety to CWCT Section 12
- Hard & Soft Body Impact test: Retention of Performance to CWCT TN76
- Hard & Soft Body Impact test: Safety to Persons to CWCT TN76



Strata Mechanical Kerf Fix

The facade panels in this system are supported by an adjustable panel clip.

Panels will typically feature four of these at equal distances from each of its corners to guarantee an even distribution of the load. Panel clips create the hook on connection to the horizontal rail which is mechanically fixed for stability and security.

The kerf fix anchoring system is ideal for a wide range of natural stone, agglomerate stone and terrazzo panels with a thickness range from 30mm to 50mm. The system is suitable for both standard grid and random pattern facades.

- Water Penetration: Dynamic Pressure to CWCT Section
- Wind Resistance: Serviceability to CWCT Section 11
- Wind Resistance: Safety to CWCT Section 12
- Hard & Soft Body Impact test: Retention of Performance to CWCT TN76
- Hard & Soft Body Impact test: Safety to Persons to CWCT TN76



STONEPANEL™ Stone Cladding



Caudwell International Children's Centre

Introducing STONEPANEL™ stone cladding systems


STONEPANEL™ is an innovative cladding system for walls and facades, suitable for both internal and external application. Individual pieces of quartzite, gneiss, limestone, sandstone and slate are joined to a cement base that is reinforced with a fibreglass mesh. Each piece is Z-shaped to hide the joints from view, is very simple to install without requiring specialised labour and does not require pointing. Sizes available include 610 (560) x 1.25mm and 600 (550) x 200mm.

STONEPANEL™ cladding is the only natural stone pre-assembled product on the market that is backed by BBA certification and offers installation advantages over traditionally built natural stone. We are the sole supplier in the UK and hold stock in several locations.

STONEPANEL™ Sky incorporates a hook in the back to allow for a mechanical fix, in addition to the adhesive, assuring additional strength and durability.

STONEPANEL™ can be easily cut on site using an electric grinder or site cutting bench and the pieces are laid in a 'stretcher bond' so as to deter from vertical joints being directly on top of each other. It is suggested to fix back the stone cladding to a masonry substrate with Ardex X7G+ adhesive up to a height of 2 meters, taking into consideration the guidelines in the BBA. Thereafter, it is recommended to utilise the mechanical fix of STONEPANEL™ Sky hooks in conjunction with the adhesive.





Black Slate




Dore




Gneiss

— Efficient

Installs 10 times faster than traditional random walling. Typically a 2:1 installation gang can install 20-25m² a day, with no specialised labour required.




Infercoa



Jet Dark Thin Set



Marina



Multicolour



Multicolour Thin Set



Nordic



Orient Gold

— Tested




BBA certified when applied to solid walls of masonry or concrete, with an impact resistance of panels according to ISO 7892.



Sabbia



Sahara



St Yrieix



Vista

Anvil Metal Cladding



Craigleith Road

Introducing Anvil metal cladding systems

This innovative range of metal rainscreen systems allow a precise and efficient installation, with perfect joint lines and accurate tolerances.

The common misconception is that innovative and stylish metal facade systems are expensive and perceived to be complicated to install and detail. This metal cladding range will allow you to achieve a striking facade at a very competitive cost.

More and more developments are calling for fast track construction techniques to enhance performance with regards to build time and programmes. Clients are demanding reduced build time and weather tightness as a necessity to ensure that the schemes can be complete as soon as possible.



IMP

Interlocking Multi Plane (IMP)

The **Anvil** metal cladding is available using an interlocking multi plane (IMP) system with a secret fix joint. The secret fix joint means there are no visible fixings, providing a precise and uniform finish to the facade.

To suit individual design requirements, the IMP system can be utilised to create a range of facade patterns. The system employs wedge-shaped cassettes with a range of different depths, allowing the creation of varying geometric effects. These cassettes can then be laid in a multi-directional fashion, allowing the construction of a highly creative aesthetic.

It is also possible to perforate the faces of the cassettes, providing another means of generating unique and decorative visual effects on the facade. The IMP system is available with a PPC, anodised, natural metal or Al pre-coated finish.

Anvil Metal Cladding

Recessed Joint Fix (RJF)

The **Anvil** metal cladding is available using a semi-concealed recessed joint fix (RJF) system with an overlapping, baffled joint. To provide a consistent finish to the facade, coloured fixings are available to match the panels.

It is possible to perforate the faces of the cassettes, providing the option to generate unique and decorative visual effects.

The panels can also be laid in a multi-directional fashion, allowing the construction of a highly creative aesthetic to suit individual project designs. The standard joint width for this system is 20mm.

The RJF system is available with a PPC, anodised, natural metal or Al pre-coated finish.



Secret Fix Landscape/Portrait (SFL/SFP)

The **Anvil** metal cladding is available using a secret fix joint system with either a landscape (SFL) or portrait (SFP) profile to suit design and budget requirements.

The secret joint means there are no visible fixings, providing a precise and uniform finish to the facade. Comprising of secret hook-on cassettes and a clipped system, the SFP and SFL are available in variable sizes, allowing design freedom to create a desired pattern/ effect using the multi-variant cassette formats.

The minimum joint width for this system is 10mm. The SFL/P system is available with a PPC, anodised, natural metal or Al pre-coated finish.



PPSF



Pressed Plank Secret Fix (PPSF)

The **Anvil** metal cladding is also available using a pressed plank secret fix (PPSF) system which utilises a secret clip fix joint, providing an aesthetically clean finish with no visible fixings.

Similar to our recessed and interlocking systems, the pressed planks can be laid in a multi-directional fashion, allowing the construction of a highly creative aesthetic to suit individual project designs. It is also possible to perforate the faces of the cassettes, providing another means of generating unique and decorative visual effects on the facade.








Planks are available in lengths of up to 6m however, to create the look of longer lengths, the system can be utilised with butt joints. The PPSF system is available with a PPC, anodised, natural metal or Al pre-coated finish.

Colours and Finishes

We provide a vast range of colours and finishes to suit **Anvil** metal cladding systems. These include an extensive portfolio of over 180 RAL colours, available in either a matt, satin or gloss finish. We also offer a range of anodised and anodic-look finishes – a cost-effective alternative to the anodised finishes that create the visual of an anodised surface. For a cost-effective solution to natural materials like stone, we provide a range of polyester powder coated (PPC) mineral textures. As an alternative, we provide a range of natural metal finishes including bronze, corten and copper, as well as an additional PPC metal look and metallic range. For an Al fire rated panel, we offer a pre-coated aluminium option which is manufactured through a coil coating process, providing a high-grade and quality surface. For more information regarding any of our colours and finishes, please contact us.



Anvil Expanded Mesh



Expanded and perforated mesh screens are extremely versatile and ideal for creating a contemporary facade, offering a dramatic transformation on refurbishments and new builds.

The cladding is usually constructed from a 1.5 – 3.0mm thick metal sheet, with the individual design of the panel being shaped by the selected material. The amount and size of perforations, or the ‘eyes’ of the expanded mesh, are a critical factor for consideration in the design process.

These flexible metal patterns can be used to enhance the shape of a building and can be manipulated to achieve unusual and striking visual effects. Transparency and shafts of light caught in the perforations can produce spectacular enhancements to the facade.

The expanded mesh manufacturing process provides a material with a three-dimensional quality. It can be completely opaque when viewed from one direction, and transparent when viewed from an alternative angle.

In addition to its aesthetic qualities, expanded and perforated mesh screens are very strong, and flexible enough to be used for metalwork fabrication and metal structures. Additional support will be required to act as a fall arrest solution.



Options

— Design

The design of the mesh pattern ultimately depends on the shape of the tool utilised in the expansion process. The shape may be square, diamond or hexagonal, and each eyelet has its own visual features for use in design and architecture. There is also a choice of framing and fixing systems to support expanded mesh, depending on the required aesthetic.

— Transparency

Translucence or transparency is the key function of expanded mesh. A mesh pattern with larger apertures can create visual effects that provide a glimpse of the underlying surface. Mesh patterns with smaller apertures are frequently used as brise soleil, to shield buildings from the sun.

— Shading & Aeration

Expanded metal panels can provide “smart” solar blinds to reduce the heat and glare generated by the sun. Movable screens allow you to adjust the shading to suit the requirements of the building at different times of the day. Different patterns also provide different free-vent areas which may be critical to plant screening or ventilation requirements.

— Finishes

Aluminium remains widely used across a myriad of architectural applications. The selection of the appropriate thickness will depend on the intended usage and the loads it is expected to support. Mill, powder coated and anodised finishes are available – contact us to discuss your requirements.

Benefits

— Choice

An extensive range of mesh patterns are available. These can be bordered, curved and folded in a number of different finishes including powder coated or anodised. Send us a drawing or image of what you are trying to achieve, and we will work with you to design the optimum solution.

— Affordable

There is very little waste product when manufacturing expanded mesh, thus it is a more cost-effective solution than a punched perforated sheet metal. The intrinsic structure of the mesh (being a single piece) makes it lightweight, but simultaneously stronger than other materials of the same weight.

— Recyclable & Sustainable

At the end of its long working life, expanded mesh can easily be disposed of and is 100% recyclable. It can also be demounted and recoated, thus extending its service life.

— Versatile

Being easy to work with and with a wide choice of shapes available, expanded mesh can be adapted to suit most applications, and easily combines with other materials, such as glass, natural metal and natural stone.

Argeton Terracotta Cladding

The visual impact of a timeless facade, the Argeton terracotta rainscreen system combines the proven durability and natural beauty of clay, with a simple support structure. This enables the designer freedom of expression and the contractor a simple and quick installation process.

Suitable for use on a new building, refurbishment or re-cladding project, the Argeton facade system is backed by BBA certification and CWCT testing. Providing tangible environmental benefits, Argeton holds the Environmental Product Declaration in accordance with ISO14025 and EN15804 being the European standardised equivalent of a BREEAM accreditation.

Argeton Tiles

Argeton tiles are made from 100% natural materials, composed of mixed clay and water, before being extruded to produce plain, grooved or shaped baguette tiles. Fired at high temperatures, the tiles are then cut to length for a defined and consistent finish.

Achievable both horizontally and vertically, the Argeton terracotta rainscreen tiles and systems are interchangeable to suit specific design requirements. Tile options include:

- **Tampa** tiles are a single, undisturbed panel, fitted using invisible clips. Though these are commonly manufactured to a contemporary, smooth finish, five textured surfaces are also available.
- **Terzo** panels create an alternate visual option with deep grooves extruded into each tile. Available in different widths and distances between grooves, the Terzo panels provide additional customisable elements for your facade design.
- **Lineo** tiles are a stylish choice with 3mm horizontal grooves shaped into the panels surface. Lineo tiles can be combined with Tampa or Terzo tiles within a system for a unique project finish.
- **Barro** baguettes can be manufactured in an elliptic, square, rectangular, or other desired shape. Functionally used for sun protection as a brise soleil when mounted in front of windows, barro baguettes are coloured on all sides for an attractive facade from all perspectives.



Arthouse



Eastside Locks

— Reliable

Frost, scratch and UV-colour resistant, our terracotta rainscreen is designed without gaskets, pressure clips or seals that can either deteriorate within the design life of the system, or contribute to 'tile creep' as a result of thermal movement.

— Tested



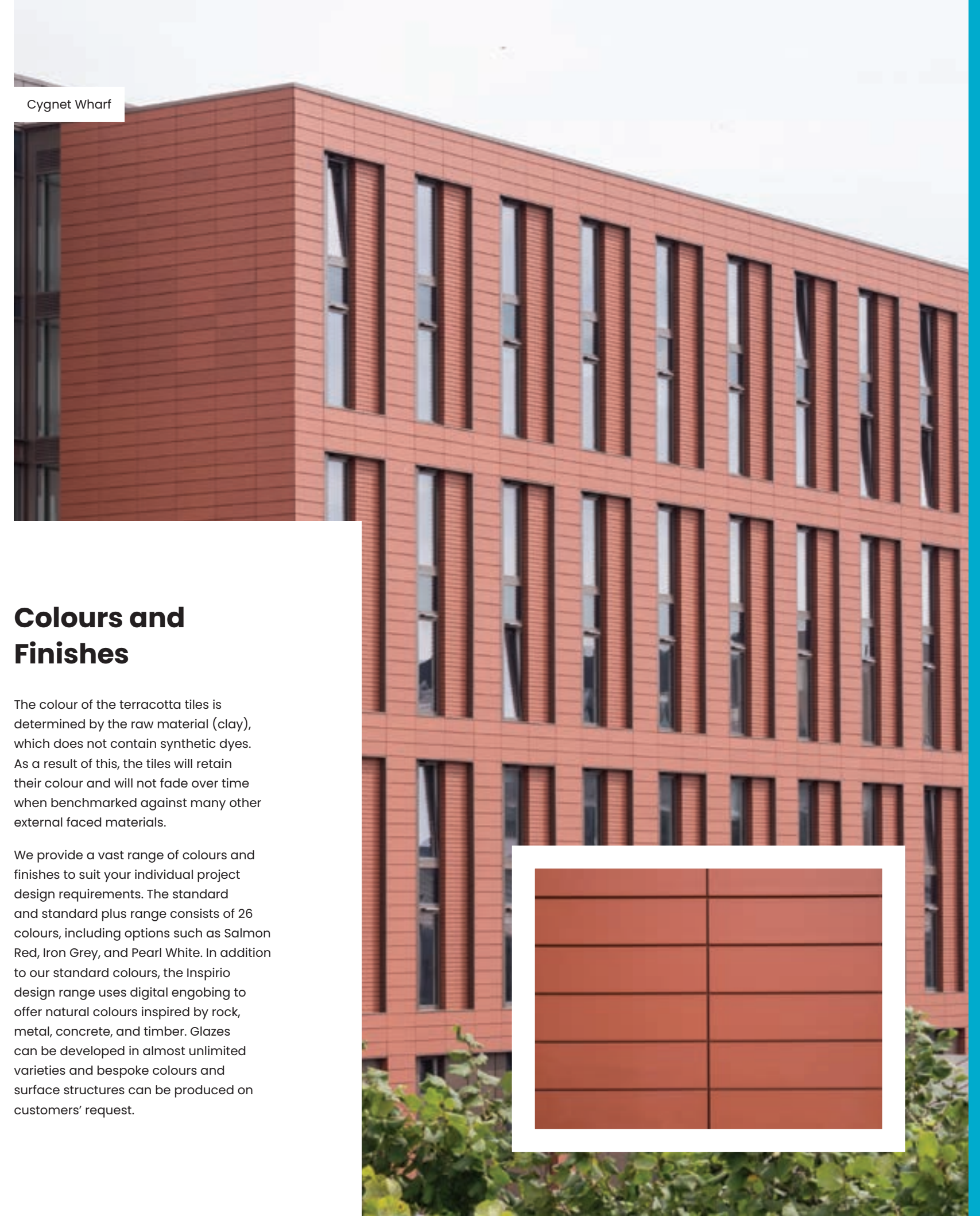

As per the Argeton BBA certificate, "the ceramic tiles, support rails, clamps and clips are classified as 'non-combustible' in accordance with national Building Regulations and are not subject to any restriction on building height or proximity to boundaries."

— Sustainable

Manufactured directly adjacent to the quarry from which the natural clay is sourced, Argeton tile production minimises the transport of raw material. Confirmed by their ISO 14025 and EN 15804 certified status, the tiles are also fully recyclable, creating a sustainable life cycle.

— Versatile

Height modules are available from 150–500mm and in module lengths up to 1500mm dependent upon tile module height. In addition to the large standard range and new Inspirio colours, unique shapes and bespoke tiles can also be developed to suit individual project needs.



Cygnnet Wharf

Colours and Finishes

The colour of the terracotta tiles is determined by the raw material (clay), which does not contain synthetic dyes. As a result of this, the tiles will retain their colour and will not fade over time when benchmarked against many other external faced materials.

We provide a vast range of colours and finishes to suit your individual project design requirements. The standard and standard plus range consists of 26 colours, including options such as Salmon Red, Iron Grey, and Pearl White. In addition to our standard colours, the Inspirio design range uses digital engobing to offer natural colours inspired by rock, metal, concrete, and timber. Glazes can be developed in almost unlimited varieties and bespoke colours and surface structures can be produced on customers' request.

Corium Brick Cladding



Ebury Centre



A Trusted Partnership

Delivering higher standards is a commitment shared by Taylor Maxwell and Wienerberger, and it's one that's defined a decade-long partnership.

For 10 years, Corium has led the way in safety standards, durability, and flexibility. The product is fully BBA certified and, as per section 7.1 of that document, all system components are Class A1, as defined by national Building Regulations.

Corium is a unique brick cladding system that combines the natural beauty of brick, with effective fast-track installation. Produced by Wienerberger, Taylor Maxwell are the exclusive distributor of Corium across the UK.

A market-leading partnership that goes over and above on expertise, with a wealth of knowledge and skills supporting the Corium system across both businesses. Trust built over a decade, and solutions that stand the test of time.

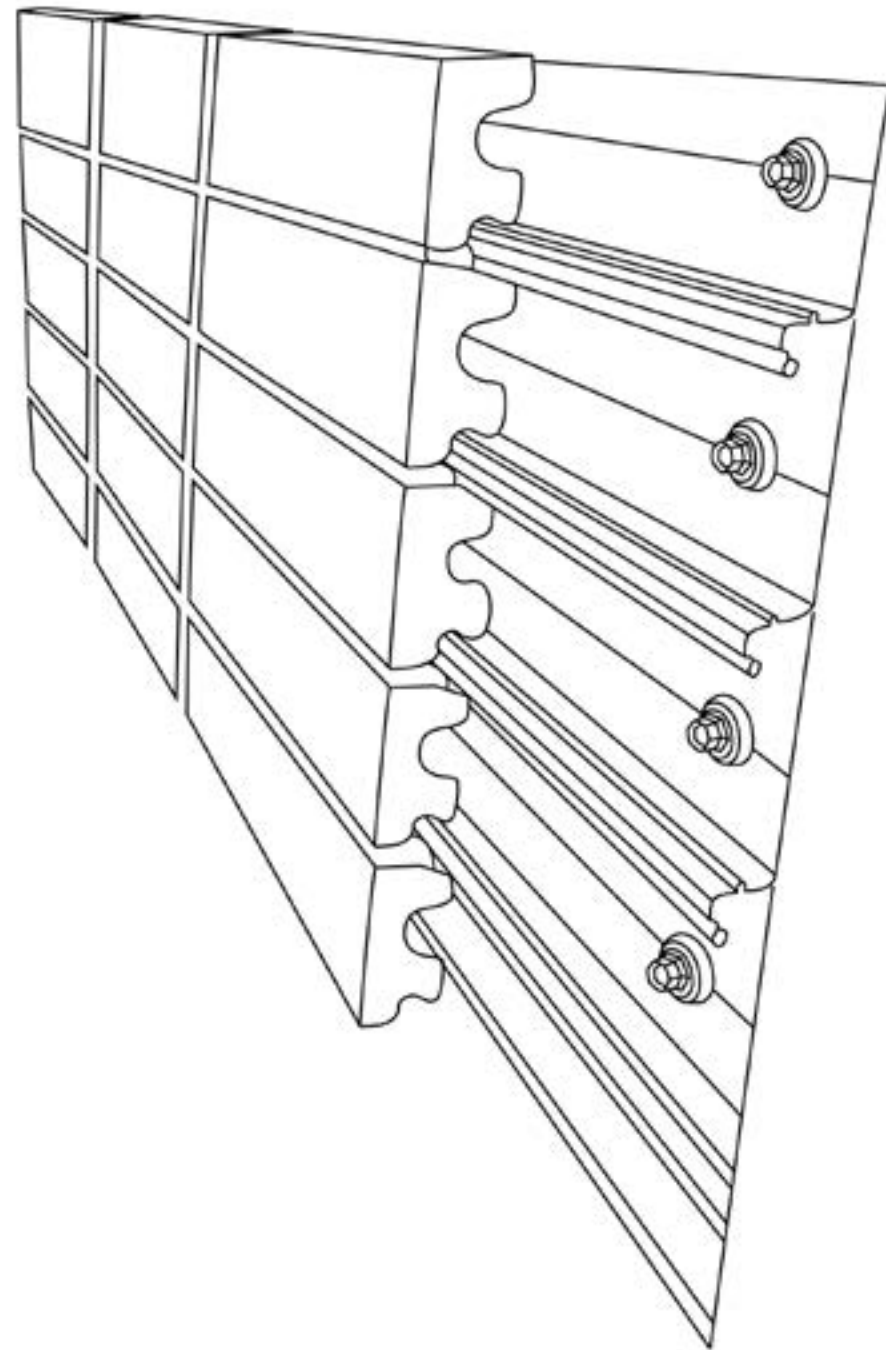


Chelmsford Central



South Thames College

The Corium system comprises of clay brick tiles, clipped into interlocking steel backing sections mounted horizontally or vertically. It is suitable for use on steel framed substrate walls, external masonry and timber frame of both new and existing buildings. Corium is backed by full BBA and fire testing certification. All designed to deliver safety, flexibility and performance.



**Design wind actions must be calculated in accordance with BS EN 1991-1-4 : 2005 and its UK National Annex. Due consideration should be given to higher pressure coefficients applicable to corners of the building, as recommended in this Standard. In accordance with BS EN 1990 : 2002, it is recommended that a partial load factor of 1.5 is applied to determine the design wind load to be resisted by the system. Please see the BBA certificate for full information.*



Safety



- BBA approved and certified (19/5693).
- Fire tested and approved, in accordance with EN 13501-1:2007 + A1:2009.
- In the opinion of the BBA (page 3 of the certificate), Corium can satisfy or contribute to satisfying the relevant requirements in relation to NHBC standards.



Performance

- A design life in excess of 35 years in accordance with section 10 of the BBA certificate.
- No build limit, with installations on projects in the UK up to 28 storeys (as per section 6.2 of the BBA certificate)*.
- Simple mechanical fix installation.



Design Flexibility

- Over 2,500 brick tile finishes available, including choices of colour and texture.
- The option to develop bespoke blends for projects.
- Variable tile height options of 50mm, 65mm, 140mm and 215mm.
- Can be installed horizontally or vertically, including soffits and ceilings.

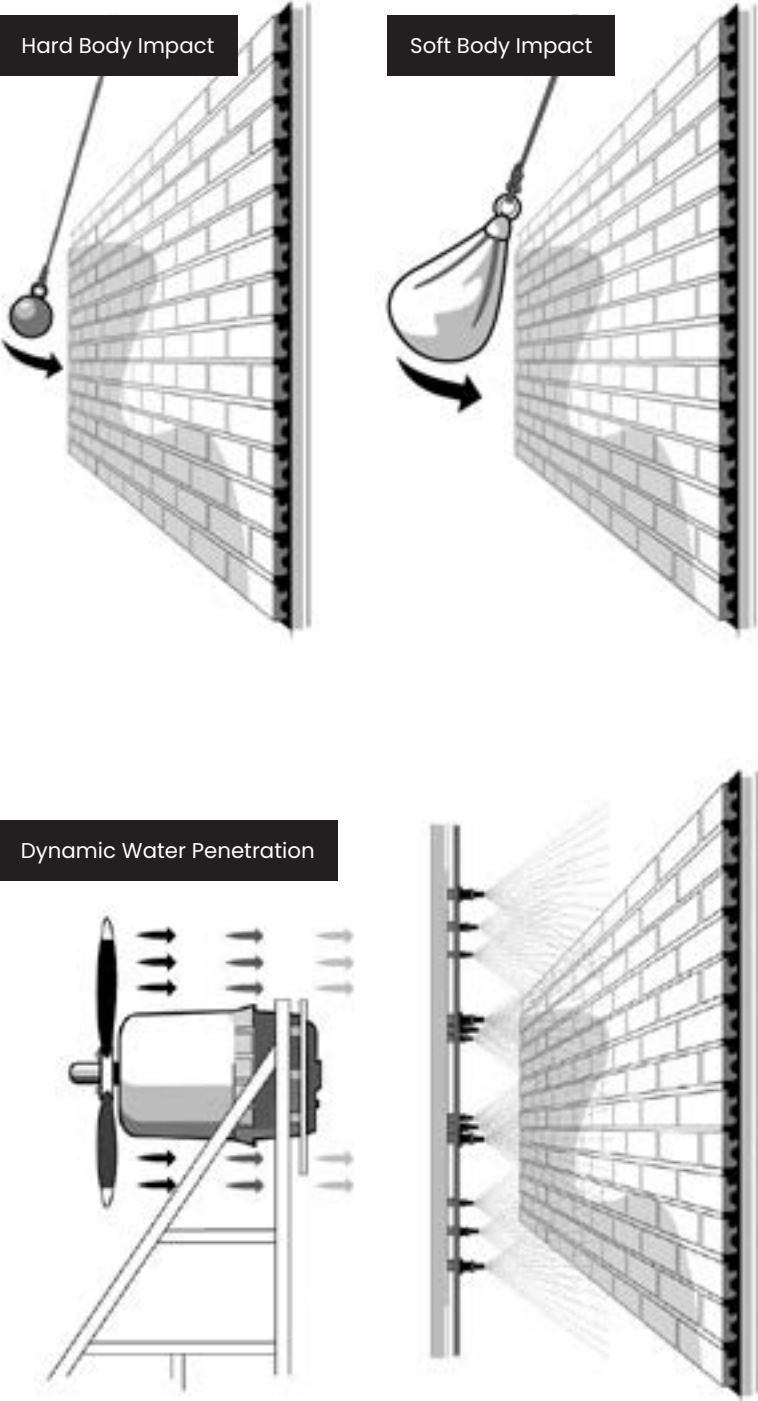


Offsite

- Can be assembled offsite, allowing for finished sections to be installed as a pre-fabricated solution.
- Ensures quality controlled factory conditions during fabrications.
- Allows for rapid construction, without delays due to weather and reduced wastage.

CWCT

As well as full BBA certification, through testing at Wintech Engineering, the Corium system conforms to CWCT test methods for Systemised Building Envelopes and CWCT TN76.




Cambridge Mosque

Magnesium Oxide Backed Brick Cladding

This system is an ideal solution for schemes where the brick facade needs to be an exact match to adjoining traditionally built brickwork, and can be used as a total or partially clad solution.

The brick facade panels can be efficiently produced offsite under factory conditions, in large volumes. This contributes to a reduction in wet trades on site and reduced scaffolding time, all contributing to a shorter project programme and lower costs.

A consistency in the brick finish can be achieved by ensuring that the bricks are collected from site and cut into slips, before being fabricated onto the lightweight backing boards using epoxy resin. On request, the panels can arrive on site pre-pointed, which would completely remove this wet trade from site.



Curtain Hotel


GRP Backed Brick Cladding

This glass reinforced plastic (GRP) backed system is an innovative weather resistant way to clad, infill or build a wall with real brick slips, and can be supplied in most brick types to replicate traditionally laid brickwork.


The system comprises a precision engineered composite of 20mm brick slips adhered to a patented interlocking GRP backing. A standard panel covers 0.6m², and with a weight of 24kg, this system is ideal for projects which require a lightweight and thin through wall construction.

Bricks are collected from site to ensure that the same batch are used on both the traditional and clad elements, with lead in times for the product typically two weeks from approved drawings. The prefabricated brick work panels are fixed and jointed on site with a standard mortar, to give the appearance of a traditionally laid brick wall.

We offer a complete scheduling and take-off service, as well as numbered panel kits with corresponding site drawings, to ensure that even the most complex installation is facilitated.



Phenolic Backed Brick Cladding




This BBA accredited brick slip system provides many of the advantages of modern lightweight methods of construction, with the aesthetics of traditionally laid brickwork.

The high levels of thermal insulation which can be achieved, depending on the thickness of the insulative backing board, makes this system ideal for both existing and new build projects.

20mm brick slips provide a decorative and durable finish, which can match the look of traditional facing bricks and are quick and easy to install. This system can be clad to masonry, dense concrete, modular units, timber frames, metal frames and existing or new build projects.


This brick facade system comprises of a rigid 25mm or 50mm thick phenolic insulation board, which is pre-bonded to a coordinating brickwork carrier sheet measuring 1.2m x 2.4m in size. If necessary, additional insulation can be added behind the system to increase the thermal performance in conjunction with a framed structure.



Caudwell International Children's Centre

STONEPANEL™ stone cladding

See more projects at taylormaxwell.co.uk/projects



The Caudwell International Children's Centre (CICC) in Keele is the UK's first independent, purpose-built facility dedicated to autism diagnosis, therapy and research.

Built using Taylor Maxwell's STONEPANEL™ product, among other key materials, the 60,000 square-foot building opened its doors in November 2018, offering an unprecedented breadth of services and support to children with autism and their families.



Taylor Maxwell's product provided the perfect combination of high-performance, aesthetics and efficiency. The ability to pre-cut the stone panels saved the team around 10-12 weeks on site, which had crucial cost benefits – particularly for a charity.

James Pass, Director & Architect
C4 Projects



— Challenge

The CICC was meticulously designed by host charity, Caudwell Children, and architects C4 Projects, in collaboration with a wide range of stakeholders. The aim was to provide a supportive environment for disabled people, with a core focus on the needs of children with autism and neurodevelopment conditions.

Internally, the building had to reflect the way children with autism like to navigate and move, and to provide a calming sensory experience. The exterior needed to be warm and welcoming, with natural-looking building materials that would provide the right level of acoustics and light. Above all, the charity was determined that the centre should not resemble an institution in any way.

— Response

C4 Projects responded with a graceful, curvilinear design that is both highly aesthetic and functional. Inside, 360-degree loop corridors discourage children from running and, by doing away with harsh, right-angled corners, reduce the anxiety of surprise encounters. Internal decoration also avoids complex patterns and detailing, while sensory gardens enable the children to interact with nature.

Externally, C4 Projects opted for natural stone, timber and glass, and selected our STONEPANEL™ (Nordic Without White Stones), hook and adhesive fixed stone cladding for the building's three-foot pier facades. This composite, high-quality product has a rustic, hand-built look and feel, complementing the centre's timber features to provide the desired warmth and geniality. Its bulk also has the additional benefit of blocking sound – perfect for CICC's acoustic specifications.

— Outcome

Our STONEPANEL™ product not only helped C4 Projects to meet the client's aesthetic and functional brief, it also provided a range of efficiency savings. Whereas traditional stone products would have required a great deal of onsite cutting, STONEPANEL™ could be pre-cut and the stone piers pre-fabricated offsite. This meant all cutting and sizing could be carried out in a controlled environment, minimising risk and saving time at point of installation.

STONEPANEL™ is also well suited to CICC's challenging design, aligning smoothly to the building's curves and junctions. In addition, its acoustic qualities would reduce the amount of sound coming into the centre, promoting calm and minimising disturbance for the children inside. Overall, the choice of materials helped to create an innovative and beautiful building – one that is perfectly attuned to the client's vision and the needs of its end-users.



"Taylor Maxwell's product provided the perfect combination of high-performance, aesthetics and efficiency. The ability to pre-cut the stone panels saved the team around 10-12 weeks on site, which had crucial cost benefits – particularly for a charity.

It's also a highly innovative product, ideal for complex, curvy buildings like the CICC. Taylor Maxwell is clearly developing innovative product specs that its competitors struggle to match. And the rough-looking stone finish is unique – there's a lot of stone on the market, but to have something that looks so natural is amazing.

In terms of service, Taylor Maxwell also really delivered. Its reps brought in a range of samples and helped us to identify the right material for our task. They were responsive to our questions and requests, and very quick to rectify a minor sizing issue in the early stages. Overall, we were delighted with the product and the people behind it, both of which were integral to the success of the project."

James Pass, Director & Architect,
C4 Projects

Belmont House

Corium brick cladding

The £30 million grade A redevelopment of Belmont House boasts some of the largest floor plans in any Thames Valley town centre, providing more than 125,000 sq. ft. of office accommodation over five storeys.

Situated in the heart of Uxbridge town centre, the new office block has a superbly convenient location with easy access to London via the nearby train and tube stations and excellent transport links to Heathrow via the M25. Notable neighbours include Coca-Cola, Xerox and PricewaterhouseCoopers.

The tired 1980s office block facade of Belmont House was stripped back to the original concrete frame to facilitate the modernisation of the dated design and provide a fresh and efficient first class office building for the area, designed by architects TP Bennett for their client Aviva.

Following the complete demolition of the buildings central core area, major strengthening works to the existing concrete frame has enabled an additional fifth floor to be added at roof level, as well as two terraces, a full height atrium, and the brand new entrance that you now see on Belmont Road. Following a change in the design, David Blair – Director at TP Bennett, worked closely with Taylor Maxwell to find a suitable facade for this premium project.

“We moved away from the original design which called for a traditional brick” recalled David, “and Taylor Maxwell suggested the CORIUM brick cladding system as an alternative.”

David continued, “We didn’t want the building to look overly uniform, so we worked with Taylor Maxwell to create a blend that would give the facade a ‘multi’ type characteristic that our client was looking for in the original design.”

A Cladding Specialist at Taylor Maxwell explained the process of producing a bespoke blend for this project; “The team at TP Bennett were looking to create a blend that would both suit and enhance the design of the building and its surrounding area. In the first instance, we reviewed a number of yellow tiles from CORIUM’s standard colour range, from which the architects selected a number of tiles they liked which they wanted to develop. From here we carried out a product development process resulting in four ‘new’ tile colours and agreed on the percentage blend of these. Finally, we produced project sample panels which were pointed using different mortar colours, to reach a decision on an overall aesthetic that everyone was happy with.”

David added, “The team at Taylor Maxwell were very good in working with us through the process, providing a wide selection of potential tiles and helping to create the blend that we felt had the aesthetic characteristics we were after, which I think we achieved quite successfully.”

In order to aid a smooth installation process, Taylor Maxwell arranged for the circa 2500m² CORIUM brick tiles to be delivered to site pre-blended. This meant that the tiles could be selected from one pack at a time, and removed the need for blending to take place from multiple packs on site, minimising inefficiencies in time and space. Project Director Peter Denness of main contractors McLaren Construction, had worked with Taylor Maxwell in the past, but explained how happy he was with his first experience of using CORIUM on site on this project; “It’s a joy to work with, easy to fix, and one of the biggest advantages is the flexibility it offers to a build.”

Peter continued, “We actually built Belmont House from the top down. By putting the roof on and starting on the top floor, it allowed us to get water-tight very quickly so that when the following floors were being installed, they were off the critical path and we could start the fit out process a lot earlier. This level of flexibility really suited us and the project. I’d definitely use CORIUM again.”

“Everyone seems to be very happy with the finish of the building” David surmised, “It has met all expectations and looks very crisp. The brick cladding has rebranded the building and given it a new lease of life. There were a number of complex details and interfaces between the existing and new structures that were overcome in design through close co-operation between all involved, and the end results are quite impressive. The finished project is exactly as everyone had hoped, if not better, which is a great result.”

Peter Denness agreed, “Everyone involved with the process agrees that the new Belmont House looks fantastic, and it really makes a significant contribution to the regeneration of Uxbridge town centre.”




tp bennett

MCLAREN

Arthouse, Kings Cross

Argeton terracotta cladding

See more projects at taylor-maxwell.co.uk/projects



Following a decade of careful planning and a lot of hard work with many partners, Arthouse – the first phase of King's Cross is now open to the public.

The £550m redevelopment project has transformed King's Cross railway station and its surrounding area from its Victorian construction to its sleek contemporary rebuild, which will define the standard for new homes in the surrounding area. King's Cross Central is one of the most significant development and regeneration opportunities in Central London and one of the largest urban regeneration projects to date in Europe.



We received an excellent responsive service which was at all times prompt and helpful. There were stages when we needed to make decisions quickly and build mock ups for the Planners – nothing was too much trouble for Taylor Maxwell.

Melanie Whild, Partner
Weedon Architects



The location of the Arthouse is simply fantastic; the building looks out over Regent's Canal and the new Handyside Gardens with great views across the city. Surrounded by galleries, concert halls and museums and just minutes from the most connected transport hub in London, the building will offer contemporary city living and will be part of the brand new postcode, London NIC.


Arthouse itself, was a £42 million private residential scheme involving the Weedon Partnership and developed by Kier Construction.

Melanie Whild, Partner at Weedon Architects said, "This is a complex facade and due to the gradual curvature of the building in plan and the expressed apartment blocks no two intersections are ever the same. The elevations use a variety of materials combining them to create unique spaces and apartments for all – each apartment is different to the next – the individuals desire to be different to his neighbour is a factor which is often lost in apartment buildings.

Taylor Maxwell played a significant role in delivering the building's striking facade. This comprises approximately 3000m² Glazed ARGETON Terracotta tiles which reflect the contextual colours of the site, through the juxtaposition of a contemporary light and dark monochrome palette. Each palette consisted of four colours of which two were satin and two were high gloss.

The combination of gloss colours used on this project were completely bespoke, therefore Taylor Maxwell worked with the contractor, client and Weedon Architects in order to select the levels of gloss required from the manufacturer. The paramount benefit of this meant that the architect, client and contractor could be completely assured that the product they were choosing for such a prestigious project was the right one for them and would live up to their aesthetic expectations.

Melanie added, "we found the materials (the ARGETON Terracotta Rainscreen tiles) versatile to achieve this goal. The impact of the high quality materials and overall design enhances the area and environment. The building is an external art form for all to appreciate and enjoy not just the owners and occupiers."

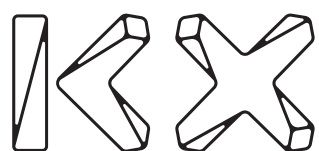


The facade is complemented by a unique series of sliding louvred screens incorporated into the design as a response to the resident's need for shade and privacy. These screens animate the face of the building through the random positioning by residents as they take advantage of their ability to control their environment with shading.

The building is home to 143 intelligently planned apartments distributed between four, 8-storey residential clusters, creating localised communities and the ability to maximise dual aspect apartments. The residential accommodation stands on a fully glazed chamfered plinth comprising commercial space and entrance lobbies, with a basement carpark.

The location, the connections, the canalside setting, the rich and varied heritage, an exciting cultural scene, a thriving business community, and a strong sense of local community; all these things come together at King's Cross to make it unique, exciting and really quite special.

"We received an excellent responsive service which was at all times prompt and helpful, there were stages when we needed to make decisions quickly and build mock ups for the Planners – nothing was too much trouble for Taylor Maxwell, the team even went to the ARGETON factory in Gorlitz, Germany at short notice to see the terracotta being made and select the final palette of colours."



Tottenham Court Road

Argeton terracotta cladding



Designed by Rolfe Judd Architects, the retail and residential development of Tottenham Court Road, also known as Artisan, has transformed this central London location on Goodge Street. The design preserves the existing style of the area, while bringing something contemporary to the streetscape.


The development consisted of five existing buildings, each with its own historic style and details, some dating back to the Victorian and Georgian eras. Combining modern design and materials, Rolfe Judd Architects aimed to enable old and new elements to sit harmoniously alongside each other.

Consisting of street level retail units and 13 contemporary apartments above, this striking development has since won a host of awards including the Evening Standard New Homes 'Grand Prix' award in 2016 and the Sunday Times British Homes 'Development of the Year' award.

Located in the artistic and bohemian area of Fitzrovia, the Artisan development occupies a prominent position on the corner of Tottenham Court Road, with each side adjacent to a historic building with its own intricate details and colour palette.

One side features a Victorian building with ornate stone details and a traditional red brick facade. The adjacent new elevation has been completed using Lineo tiles from the Argeton terracotta rainscreen system, in a traditional terracotta shade. The two facades are knitted together seamlessly, demonstrating that through careful design and meticulous specification, traditional buildings and historical character can be preserved and enhanced with contemporary material components.

The other side of the development features a classic Bloomsbury-style Georgian terrace elevation, which has been restored, preserved and modernised. In keeping with the darker brickwork, Iron Grey coloured Lineo tiles from the Argeton rainscreen cladding system were selected. The consistency of the terracotta tiles wrapping around the refurbished facade, in shades that reflect the neighbouring vernacular, carefully pulls the whole development together.



Timber

64 Flooring

Engineered Wood Flooring
Resilient Flooring

68 Decking

Composite Decking
Softwood Decking

74 Engineered Wood

Cross Laminated Timber
Glulam

76 Case Study

Blavatnik

Engineered Wood Flooring



Balancing function and aesthetics

Taylor Maxwell’s Engineered Flooring offers a robust, high-quality alternative to solid oak and laminate flooring products. Combining durability with a clean, modern look and feel, it is generally regarded as a key material for domestic and commercial property developments.

Constructed from a hardwood wear layer glued to plywood, or mixed layers of plywood and softwood, our Engineered Flooring provides a thickness ranging from 11 to 20 millimetres. As with the majority of our timber products, it is guaranteed against wear and use with underfloor heating systems, while also being Mixed FSC certified, helping to ensure the commercial and environmental sustainability of your projects.

Flexible fit and finish

One of the key benefits of our Engineered Flooring is the flexibility of our offer. Whatever colour, width or length you require, we can tailor our products to your specifications and provide expert guidance on achieving optimal results. In fact, we’re 100% committed to ensuring our products are fit for purpose, helping clients and end-users achieve maximum value and satisfaction.

Finishes offered range from waxed, oiled, lacquered, stained and other coloured solutions. At the same time, our optional click system enables ease of installation, saving you time and money and maximising project efficiency.

Product and service quality

As a leading importer and distributor, we keep an impressive breadth and depth of product stocked in the UK, ensuring good availability and fast delivery.

Our products also come with the backing of the Taylor Maxwell brand, financial strength and reputation. Building on our experience and expertise, we continue to supply Engineered Flooring and other timber products to Stirling Prize-nominated projects, reflecting our commitment to procuring quality materials from renowned suppliers.

Because when it comes to Engineered Flooring, we know that quality is everything; with no room for errors, we get it right first time – our reputation and yours depends upon it.

Resilient Flooring



A sustainable, durable and multi-use flooring option, resilient flooring is fast becoming the product of choice for architects and developers in the commercial, industrial and residential sectors. It is versatile, hard-wearing and aesthetically appealing, while also being easy to install and cost-efficient.

Offering all the advantages of vinyl, without any vinyl components, MeisterDesign resilient flooring is a no-compromise, high-performing product. Multi-layered, with a surface cover based on synthetic material, it is sound-absorbing, barefoot-friendly and flexible – the perfect flooring for healthy modern lifestyles.

The clean, green alternative to vinyl

MeisterDesign is made with Ecuran, a bio-composite polymer that uses plant-based oils and other naturally occurring materials, making this one of the cleanest and greenest flooring options on the market.

Furthermore, it looks entirely natural. Thanks to an innovative registered embossing process, each product has a highly authentic, nuanced finish. With embossed wood structures you can actually feel, it achieves an enhanced aesthetic far superior to that of vinyl.

4-in-1 scope and versatility

The range consists of 18 decors, each available in four different product structures with different installation methods, providing the optimum solution for multiple applications.

Comfort: a feel-good floor with an extra layer of cork

Flex: slim-design flooring with low structural height

Life: a straight-forward allrounder for clicking

Pro: extra-thin professional flooring for full-surface bonding

Composite Decking

Engineered for durability, ease of installation and sustainability, Composite Decking is making headways in the landscaping sector, with take-up predicted to grow by 100% a year.

Taylor Maxwell are the UK's national distributor of composite decking from Composite Prime.

We partner with merchants to become Composite Prime stockists and offer long-term support and opportunities. With our after sales service package, we'll provide point-of-sale marketing materials along with training seminars for your team, helping them articulate the benefits of the decking and its installation process to your client base.

If you are interested in becoming a Taylor Maxwell stockist and would like to hear more about how we can support you, please contact us.

Composite Prime decking scores highly in Intertek resilience tests due to its advanced composition. It is produced using 60% hardwood flour, 35% recycled plastic and 5% additives that are compressed slowly for enhanced strength. Hollow inner strips also provide inbuilt shock absorption and ensure it is lightweight.

An easy clip installation system also means no screws will be visible on the top surface of the decking, enabling you to create a seamless finish.

Sustainability lies at the heart of our Composite Decking offer. Composite Prime decking is made from recycled resources and FSC® 100% certified wood. For every square metre, we recycle the equivalent of 280 plastic milk bottles or 3,000 caps, which equates to 9,250,000 bottles in just six months. Most of the wood used is offcuts from the flooring trade, adding to the decking's environmental benefits.

In addition, we create boards with two colours – one on either side – up to 3.6m in length. This dual-deck design helps you to streamline your stock, as you can offer the full colour range using half the number of boards. We'll deliver them shrink-wrapped for increased protection against damage, and they come with a 25-year warranty.



HD Deck XS

With three colours to choose from (Lava, Silver and Walnut) and a reversible profile, the HD Deck XS is the perfect choice for domestic and commercial applications. As well as the wide range of rich, natural colours, the HD Deck XS is available with a thin or thick grooved finish to suit a contemporary or more traditional design. Colour matched end caps are available for a consistent, quality finish. The HD Deck XS comes with a 10 year warranty.

The HD Deck XS can be used to replace worn, timber boards and utilise the existing frame for installation. When compared with traditional timber decking, the HD Deck XS has a number of other benefits including:

- Low maintenance
- Slip resistance
- Durable
- Sustainable
- Barefoot safe
- Attractive/various colour options
- Board dimensions: 25mm (D) x 146mm (W) x 3600mm (L)



HD Deck Dual

For a more traditional, natural timber finish, our HD Deck Dual boards are the perfect choice. The HD Deck Dual provides the look of a traditional deck, coupled with the benefits of the composite material. Using advanced 'True Grain' colour mixing technology, the Dual boards are available in three combinations of Antique/Carbon, Walnut/Oak and Natural Oak/Slate. As each board is dual-coloured, this enables you to form borders or patterns in the deck to create a bespoke finish.

The HD Deck Dual boards are complete with a protective capped outer layer, which gives the board maximum protection against staining and fading. This outer layer means the boards do not require sanding or oiling. The HD Deck Dual comes with a 25-year warranty.

The HD Deck Dual can be used to replace worn, timber boards and utilise the existing frame for installation. When compared with traditional timber decking, the HD Deck Dual has a number of other benefits including:

- Low maintenance
- Slip resistance
- Durable
- Sustainable
- Barefoot safe
- Attractive/various colour options
- Board dimensions: 22.5mm (D) x 143mm (W) x 3600mm (L)





HD Deck Pro

Available in two contemporary shades, the HD Deck Pro is an extra-wide composite decking board with a traditional wood grain finish. Similar to the HD Deck Dual, the HD Deck Pro has a reversible design that can be used to create bespoke patterns or borders, with complementary fascias to ensure a consistent finish. This premium capped decking board offers a 25 year manufacturer's warranty, with extra protection against staining and weathering.

- Available in Champagne and Oyster
- 200mm wide board
- Matching fascia available (11 x 150 x 3600mm)
- Intertek tested (full technical specification available)
- 25-year manufacturer's warranty
- Quick installation using HD Deck universal clips or slim clips

HD Deck 3D

The HD Deck 3D provides a deeply textured decking board, creating the look and feel of natural timber. Available in four colour options including Golden Oak, Black Oak, Weathered Oak and Burnished Oak. These colours are created using a unique mix which runs throughout each board, enhancing the authenticity of the wood grain. In addition to the wood grain texture, the 3D deck boards also come with a patterned/grooved profile on the other side, allowing for multiple design options.

Made using FSC® 100% hardwood flour and recycled plastic, the HD Deck 3D offers another high quality, low maintenance product. Similar to the other ranges, the HD Deck 3D will not rot, decay, warp or bend and is barefoot safe and slip resistant. This system utilises a secret-clip system for a clean finish, without the need for unsightly screws.



HD Deck XS



Lava

Silver

Walnut


HD Deck Pro



Champagne


Oyster

HD Deck 3D



Black Oak

Burnished Oak



Golden Oak

Weathered Oak

HD Deck Dual



Antique



Carbon



Natural Oak



Slate



Oak



Walnut

Softwood Decking




High-quality wood for long lasting decking

Softwood decking is ideal for both domestic and commercial use, it is one of our most popular products, with around 30,000m³ distributed to customers every year.

At Taylor Maxwell, we partner with trusted suppliers to ensure our decking delivers enhanced quality, durability and consistency. All our softwood decking is produced from redwood that is naturally resilient and responds well to treatments. The preservatives we use for our softwood decking boards are applied under high pressure to ensure the treatment penetrates the material and ultimately increases the lifespan of the product.

In addition, we offer anti-slip boards as part of our product portfolio, by inserting an epoxy resin and hard-wearing Italian aggregate within the decking grooves. This provides a pendulum test value (PTV) of 71 when wet, which means the boards exceed the anti-slip regulations required for public spaces, making them well-suited to walkways and steps.



Maximizing value through high standards

As with all of our wood products, we carefully trace the sourcing of our redwood to promote sustainability, ensuring it derives from PEFC and FSC-certified supply chains. By implementing quality checks during production, we consistently provide a high-quality finished product.

Delivering greater value through flexibility

We stock softwood decking in a range of sizes, between 2.4m and 5.4m in length, and in various cross sections and profiles. At Taylor Maxwell, our service is designed to streamline your delivery, transportation and stock needs, helping to enhance efficiency and reduce costs. We can be your single source supplier thanks to our mixed-load service, enabling you to incorporate the various products you need within one delivery.

Cross Laminated Timber

Engineered for strength and efficiency

Cross Laminated Timber (CLT) is gaining a strong reputation among forward-thinking architects looking to maximise efficiency and be at the forefront of design capabilities. Created by compressing and gluing each timber layer perpendicular to the next, it is incredibly resilient and lightweight compared to traditional construction materials. It also delivers improved sound proofing, insulation and aesthetics.

As one of our made-to-order products, CLT is available in spruce, pine and larch in a number of finishes to suit your technical requirements and client's vision. Praised for its flexibility, CLT can be used for exposed features as well as non-visual structural sections. In addition, we provide CLT panels in a range of sizes, up to a maximum length of 13.8m and width of 3.1m, to meet your exact space and sizing requirements.

Efficiency gains and sustainability value

Our partners manufacture each piece of CLT to order, integrating openings for features like windows, doors and utilities, and we'll deliver them packaged and clearly labelled. By creating the structure offsite, it is quick and straightforward to manoeuvre each item into position, saving time as well as labour and construction costs.

Designed and delivered to meet your goals

With CLT, as with all our products, you benefit from our hands-on management throughout the entire process. Taking a consultative approach, we'll advise you on timber sizing, finishes and features to meet your design and budget. Our aim at this early stage is to maximise the commercial aspects of your project and highlight solutions to practical matters that will benefit the designer and installer.

Our manufacturers carefully monitor the engineering and logistics of the products and can support installation and long-term aftercare to guarantee top quality. By closely controlling the process, we'll ensure your CLT is supplied as part of a seamless service that supports your creative vision and commercial goals.

Glulam

Engineered for strength and adaptability

Glulam is fast becoming the product of choice for innovative architects and timber framers looking to push the boundaries of aesthetics and function within the commercial housing sector. Part of our unique Engineered Timber Product (ETP) range, the Taylor Maxwell glulam process offers enhanced stability and strength compared to traditional building methods, with a variety of grades and finishes. Its multilayer, laminate form resists deflection, making it well suited to large sections of beams, pillars and curvilinear designs not achievable with single-piece applications.

As the UK timber frame house market grows, glulam is acquiring a reputation as one of the most adaptable, resilient and sustainable building materials available. Whether you want pure strength for non-visual features such as rimboards or hidden beams, or visual grades for exposed timber sections, our glulam materials give you a range of options. They also extend to lengths of up to 25 meters for increased reach and scope.

Adding value in multiple areas

Using wood from sustainable European forests, we're able to monitor and control the sourcing of our glulam materials. Produced locally and as close to source as possible, it enables us to minimise transportation and reduce its costs and environmental impacts. In addition, we can create glulam using different species, such as oak and larch, to fully maximise the range of its properties and aesthetics.

Designed and delivered to meet your goals

At Taylor Maxwell, we regard glulam as a service we deliver, rather than a commodity we sell. Taking a collaborative approach, we'll work with you to establish your project vision and goals and offer design consultation to address any special requests or practical considerations you may have. The end result is a bespoke material that's tailored to your specific design requirements and commercial objectives.

We offer glulam as a stock item, which means we can ensure key sizes are readily available and easily deliverable. It also forms part of a wider, one-stop-shop timber frame offer, so you can incorporate glulam into your order as part of a single, seamless service.



Blavatnik School of Government

Engineered wood flooring



An innovative solution for an iconic building

— Introduction

The Blavatnik School of Government is a striking space for those looking to improve, inform and support effective public policy across the world. It is located in the Radcliffe Observatory Quarter at the University of Oxford, and features 4,000 square meters of Taylor Maxwell European Oak flooring. Designed by renowned architects Herzog & de Meuron to represent the openness and collaboration that are the school's founding principles, the building was officially opened in 2016.

— Challenge

The Blavatnik building was designed to support the school's mission of promoting better government and creating a vibrant academic community. Providing natural light and fresh air to the school's 550 students and staff was a key project requirement, as well as ensuring the building was energy efficient and sustainable over the long term.

The project needed to combine modern control systems and cutting-edge technological solutions to limit the environmental impact of the building. The brief specified a number of key sustainability targets that needed to be met by the design and construction teams. The materials used had to accommodate the 'Oxford 2040' weather scenario, be certified 'BREEAM Excellent' and meet Oxford City Council's planning requirements. Ticking all of these boxes required choosing exactly the right flooring materials.

— Response

To achieve the desired sense of openness and provide a connection to the rest of the university, the project team created a 'window to the world' above the entrance of the building utilising the largest double-glazed single pane of glass in Europe. The design also means that natural light and fresh air reach every part of the building, while 107 photovoltaic panels and a 500-metre squared green roof make active use of sunlight.


An important part of creating a sense of warmth was the use of our European oak floors throughout the interior. Used to floor the basement, a series of spiral staircases, and the broad plain of the Atrium, the chosen timber flooring ties every part of the project together. Its finish acts to accentuate the lighting, giving an extra kick to sunlight and boosting the artificial lighting used to illuminate the interior at night. When added to the complex geometry of the layout, the result is a unique place to study and learn.

To ensure environmental sustainability, automated natural ventilation and a ground source heat pump were used to provide less energy intensive ways to maintain the perfect working temperature all year round. These innovations, combined with solar panels, low energy lighting and rainwater harvesting, mean the building consumes 49% less energy than buildings of comparable size. The European Oak's FSC accreditation also shows that the wood was sourced from a responsible and ethical supplier dedicated to helping forests remain thriving environments for many future generations.

— Outcome

The Blavatnik project highlighted our commitment to always using the perfect material for the job, and never settling for the easy route if it is not right for the building. Herzog & de Meuron wanted to create a specific feeling while also meeting the school's sustainability goals. This called for us to source unusually narrow multiply European Oak flooring, lightly band sawn and treated with an ultra matt lacquer. These choices allowed the flooring to emphasise both natural sunlight and the low energy lighting used to illuminate the interior.

The result was a building that more than lived up to the school's vision and exceeded the projects goals. Since its doors officially opened, the building has been praised by students, architects and sustainability experts alike. As well as achieving the desired BREEAM Excellence energy performance rating, the building has been awarded the RIBA National Award, the Oxford Preservation Trust Award and the 2016 Structural Awards trophy for an educational or healthcare structure.



Bricks

- 80 Facing Bricks & Brick Matching
- 88 The Select Range — Exclusive to Taylor Maxwell
- 94 Linear Bricks
- 96 Special Shaped Bricks
- 98 Case Studies
 - Collaborative Teaching Lab
 - Storey's Field
 - Bromley by Bow

Facing Bricks & Brick Matching



This traditional building material is back in vogue with architects, not only for stable structures but to display innovative design and craftsmanship.

Taylor Maxwell partner with UK and European brick manufacturers, to supply a large range of bricks to meet the appearance and budget requirements of your development. Our range includes a broad spectrum of colours including reds, oranges, blues, greys, yellows and creams. In addition to this, we also supply glazed bricks and can create bespoke blends to meet the vision of your design.

Modern, fired, clay bricks are formed using one of four manufacturing processes; soft mud (stock), dry press (handmade), extruded (wirecut) or waterstruck which each have a unique influence on the size, shape, colour and texture of the finished product.

Clay brickwork has a typical life-cycle of 150 years, and the durability to withstand the hard wear of multiple occupants over an extended period of time. Bricks offer a low maintenance solution with a high thermal mass that are reusable and recyclable, contributing to its position as one of the most sustainable construction components.



Erith Park

Brick Matching Service

With specialists based in 14 offices across the UK, Taylor Maxwell can provide local knowledge of the facing bricks and masonry used on existing schemes, or bricks suited to the local architectural style. We will provide samples for approval based on an exact match where possible, or the nearest brick blend/type to meet the required finish.

To achieve the best solution and to ensure the most cost-effective approach, we recommend contacting us at an early stage of your project, so that we can provide the maximum technical input.

Simply follow the steps below to submit a brick match request on our website at taylormaxwell.co.uk/brick-matching. If we are unable to identify your brick from the images received, we will arrange for one of our area sales team to contact you and co-ordinate a site visit.

1. Close Up

Take a photo of the brick you would like us to match. We would recommend this image be about 1 metre away to allow us to review the texture and colour of the brick to find the closest match available.

2. Brickwork

A second image of the brickwork from no more than 2 metres away, will allow us to gain a better understanding of a suitable match or alternative.

3. Full Build


If available, upload an image of the brick as part of the overall scheme for us to view the colour variation and bond pattern.

If you do not have an image of the brick or project you would like us to match, please email brickmatching@taylor.maxwell.co.uk with some details of the style you require.

If you have already identified the brick/s for your project, please get in touch and we can arrange the relevant samples for you.

Stapleton House

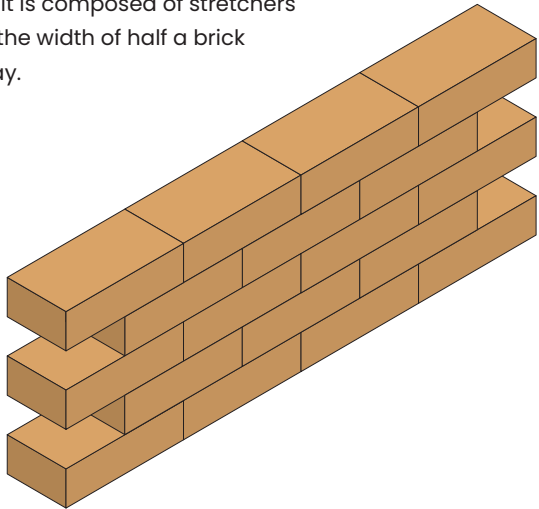




Bond Patterns

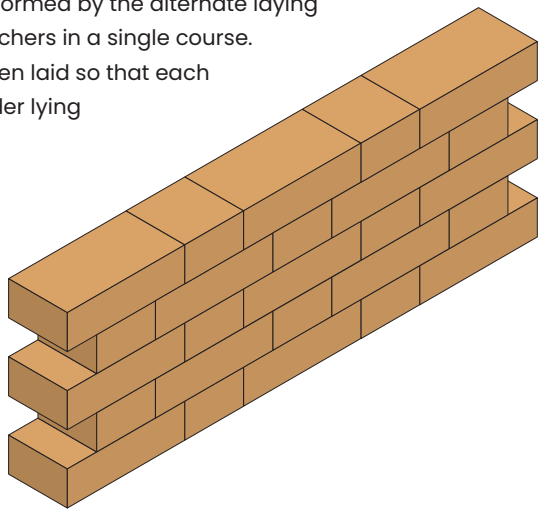
Stretcher Bond (Modern)

The Stretcher bond pattern is one of the most common bond patterns used. It is composed of stretchers set in rows offset by the width of half a brick and is very easy to lay.



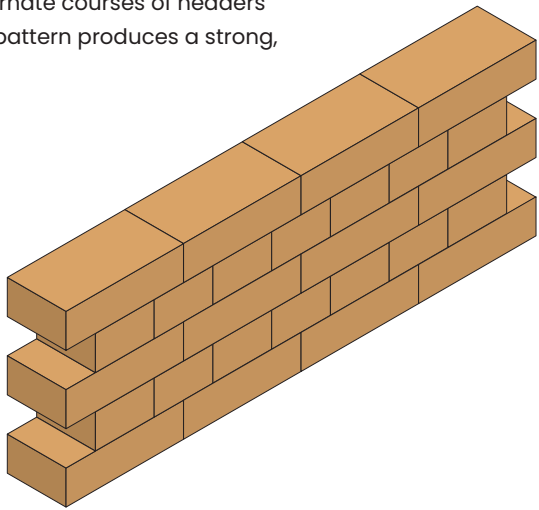
Flemish Bond

The Flemish bond pattern was first introduced in the Tudor period and is formed by the alternate laying of headers and stretchers in a single course. The next course is then laid so that each stretcher has a header lying centrally above it.



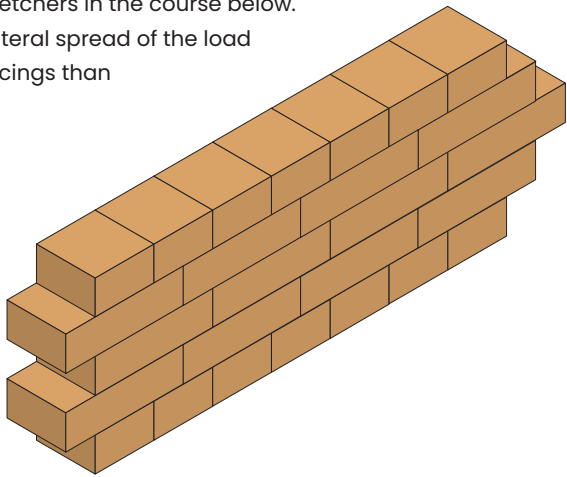
English Bond

This is one of the oldest known brick bond patterns. Bricks are laid in alternate courses of headers and stretchers. This pattern produces a strong, solid wall.




English Garden Wall

This is similar to the English bond but with one course of headers for every three courses of stretcher. The headers are centred on the stretchers in the course below. This gives quick lateral spread of the load and uses fewer facings than an English bond.



Ivydale School



Brick Sizes

Metric bricks are smaller than the old imperial ones. Where required, new bricks can be bonded into old brickwork by slightly increasing the mortar bed joint.

Comparisons of metric and imperial bricks are shown in the table below.

	Quantity	Mortar
1 m ²	60	0.02 m ³
2 m ²	120	0.05 m ³
5 m ²	300	0.12 m ³
10 m ²	600	0.24 m ³

	Length of Brick (including joint)	Width of Brick (including joint)	Height of Brick (including joint)	Typical Joint
Metric	215mm	102.5mm	50mm	10mm
Metric	215mm	102.5mm	65mm	10mm
Imperial	225mm	107.5mm	67/68mm	10mm
Imperial	230mm	110mm	70mm	10mm
Imperial	230mm	110mm	73mm	10mm
Imperial	230mm	110mm	76mm	10mm
Imperial	230mm	110mm	80mm	10mm

	Length of Brick (including joint)	Width of Brick (including joint)	Height of Brick (including joint)	Typical Joint
Metric	225mm/8.86"	112.5mm/4.43"	75mm/2.95"	10mm/0.39"
Imperial	9"/228.6mm	4.5"/114.3mm	3"/76.2mm	3/8"/9.55mm



Quarry Road

The Select Range — Exclusive to Taylor Maxwell




The Select Range comprises of 18 facing bricks produced by industry leading manufacturers exclusively for Taylor Maxwell. The range includes both wirecut and stock options in a variety of colours and blends, all at very competitive price points.

These bricks are particularly ideal for both private and social housing developments and will seamlessly interface with our wider range of external facade materials.

To complement the Select Range of facing bricks, we also supply a full range of British Standard, non-standard and tailor made special shape bricks.

Muswell Hill

Eton Buff (stock)



Welford Buff (wirecut)



Cottingham Yellow Multi (tumbled stock)



Oakmoor Cream (wirecut)



Bower Buff Multi (tumbled stock)



Carsington Cream (stock)



Gormley Grey (tumbled stock)



Waterhouse Red Multi (tumbled stock)



Westminster Yellow (stock)



Hawksmoor Yellow Multi (tumbled stock)



Cadeby Red Multi (wirecut)




Grove Orange Multi (stock)




Bamford Blend (stock)



Oakmoor Orange (wirecut)



Irish Rose (stock)



Barton Light Multi (stock)



Tatham Red Multi (wirecut)



Wakerley Multi (stock)



Ewell Grove Primary School

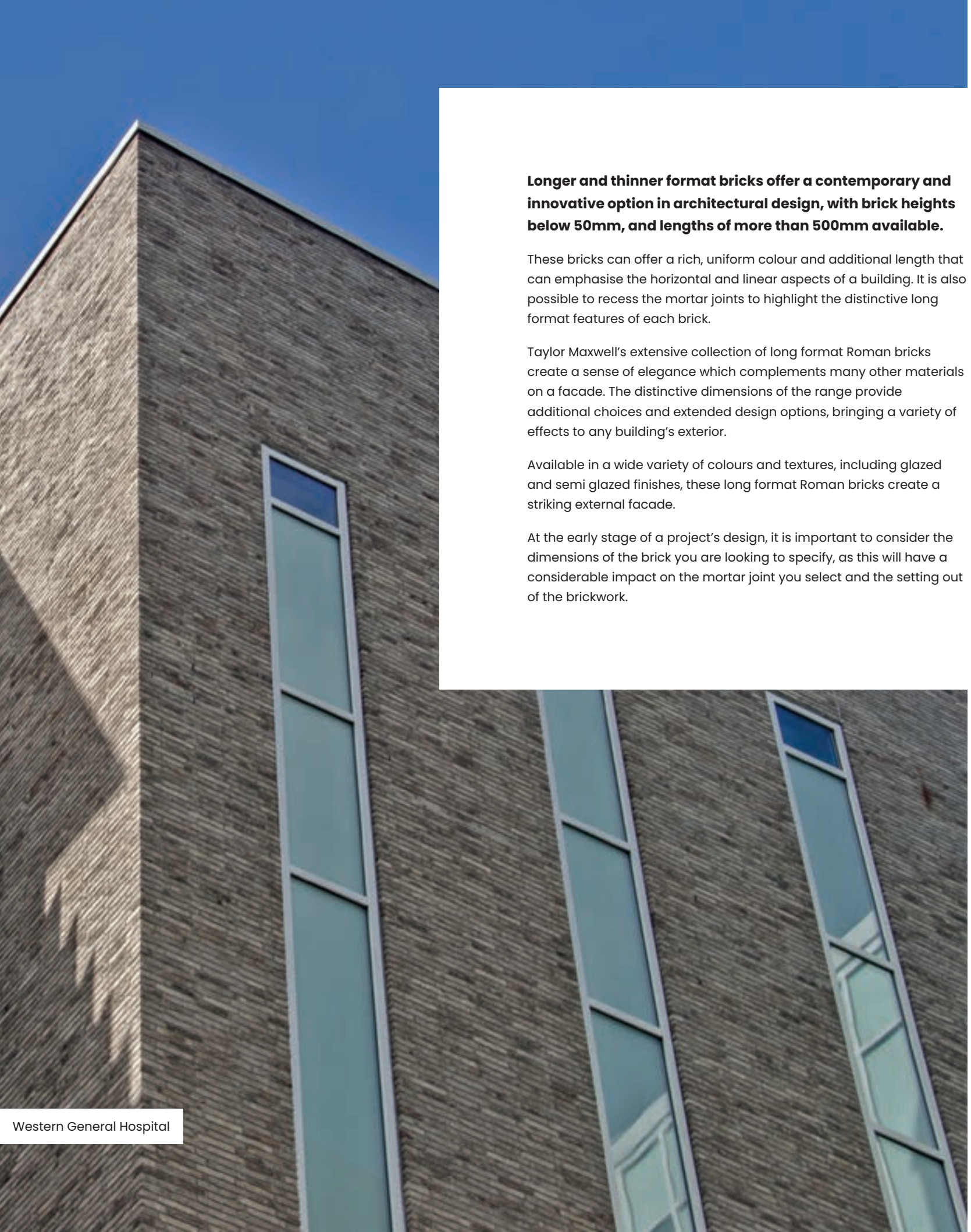


Bricks are ideal for use in almost all built environments and offer a permanence that few other materials can match. Clay bricks will weather naturally over time and do not require routine maintenance or redecoration.

Linear Bricks



Foxcombe Lodge



Western General Hospital

Longer and thinner format bricks offer a contemporary and innovative option in architectural design, with brick heights below 50mm, and lengths of more than 500mm available.

These bricks can offer a rich, uniform colour and additional length that can emphasise the horizontal and linear aspects of a building. It is also possible to recess the mortar joints to highlight the distinctive long format features of each brick.

Taylor Maxwell's extensive collection of long format Roman bricks create a sense of elegance which complements many other materials on a facade. The distinctive dimensions of the range provide additional choices and extended design options, bringing a variety of effects to any building's exterior.

Available in a wide variety of colours and textures, including glazed and semi glazed finishes, these long format Roman bricks create a striking external facade.

At the early stage of a project's design, it is important to consider the dimensions of the brick you are looking to specify, as this will have a considerable impact on the mortar joint you select and the setting out of the brickwork.

Special Shaped Bricks

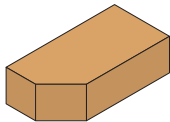


Special shaped bricks are the unique design elements that can knit brickwork together. They provide architects and designers with the tools to help renovate or restore the historic features of our architectural heritage, or the freedom to create unique buildings and provide endless design solutions for the future.

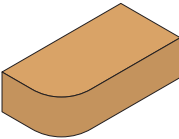
These brick specials can be incorporated into your development to provide either a practical function, or to simply enhance the aesthetic appeal of your project to showcase its individuality.

Taylor Maxwell provide an extensive range of British Standard, non-standard and tailor made special shaped bricks. This range of special shapes include plinth, dog legs, bullnose, cant and squint bricks. Special shapes may be frogged, perforated or solid. Perforation patterns may vary for any particular special shape. These are available in cut and bonded, or refaced finishes to enhance the external appearance of your project.

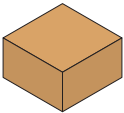
The drawings below are for illustrative purposes only and are not representative of the products actual dimensions.



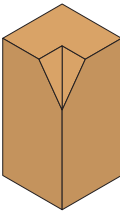
Angle and Cant



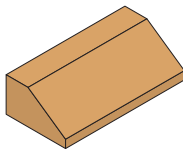
Bullnose



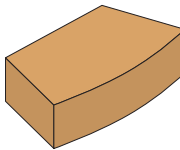
Bonding



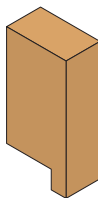
Soldier



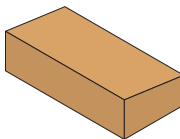
Plinth



Radial



Pistol



Arch

Manufacture

There are two ways of creating brick specials for your project, the first is to have them purpose made in the factory to the size and specification required. The second is to have the brick produced by cutting and bonding together followed by re-facing of the joint to appear seamless.

This cutting and bonding process generally offers shorter lead times than the purpose made specials and are usually accepted as alternatives. They are often deemed to be the best option as the cut and bond bricks match the standard bricks perfectly, avoiding any texture or colour issues.

Using an extensive range of brick specials can enhance the appearance of a completed building to provide a striking effect. Design and technical advice is available from Taylor Maxwell's network of regional offices.



Collaborative Teaching Lab

Linear bricks



The Collaborative Teaching Lab is a new £40 million state-of-the-art facility, set to transform the delivery of science, technology and maths (STEM) education at the University of Birmingham.

The completion of this project is a key milestone in the university's pledge to invest nearly £500 million in its campus in Edgbaston and serves as a pioneering exemplar across the education sector.

The architecture of the Collaborative Teaching Lab not only supports and improves the delivery of STEM research and courses but has also facilitated the collaboration and convergence of subject departments which have previously operated independently of one another.

The Collaborative Teaching Lab needed to be carefully designed by **Sheppard Robson** architects in response to a complex brief.

The three-storey, 72,120sq ft project is composed primarily of a robust brick structure with the main entrance of the building characterised by an angled aluminium brise soleil.

One of the key factors for consideration for the architect was to work with the various university departments involved in order to ensure that the building worked for all. It is clear that the solution was successful as the university has already witnessed a cross-fertilisation of ideas between departments, an environment which encourages the propagation of co-innovation.

Another vital aspect of the scheme was to maximise its efficiency and sustainability because the building will have such high energy usage throughout its lifetime. The project was awarded a BREEAM Excellent standard and an EPC A Rating for efficiency. These were achieved through a series of integrated design decisions including heat recovery, increased airtightness, photo voltaic panels as well as linking to the main university's district Combined Heat and Power (CHP) system.

Taylor Maxwell worked in partnership with main contractor **Morgan Sindall** to specify and supply the facing brickwork to the Collaborative Teaching Lab project. The architect selected a long format, grey-coloured brick as it offers a rich, uniform colour and the additional length of the brick emphasises the linear and horizontal aspects of the building.

Long format bricks offer an innovative and contemporary option in architectural design and have become an increasingly popular construction material, bringing brick to the forefront of the construction industry and back in vogue with architects.

The building has been meticulously planned and the construction materials were selected carefully in order to minimise maintenance and prolong life expectancy. Based on this brief, traditional brickwork was selected as it offers a permanence that few other construction materials can match, as clay bricks weather naturally over time and don't require regular maintenance or redecoration.



“

An excellent example of demonstrating the value of an architect on a scheme, moving beyond just the building, to working with the client in developing the programme for the building and re-imagining their teaching approach and then providing the physical environment to enable that.

—
RIBA

Storey's Field

Facing bricks and
prefabricated brick lintels



Storey's Field Community Centre & Nursery is an impressive landmark for the newly created community of Eddington in North West Cambridge.

A joint venture by the University of Cambridge and Cambridge City Council, Storey's Field Centre has been strategically designed by London based McInnes Usher McKnight Architects (MUMA). Their ambitious aspirations were to provide a public building of the highest-calibre, with a range of flexible spaces that will cater for a variety of uses, serving both the new community and the wider Cambridge public.

The 100-place nursery building has been arranged around three sides of a landscaped courtyard that provides an extensive but secure play space, with the fourth side forming the community centre. Each elevation of the scheme has been composed carefully by the architects with thoughtful inclusions such as the primary coloured niched windows in geometric shapes for the nursery children, as well as playful pinhole windows that mark the star constellations of Aquarius and Gemini.





Working in close partnership with the architects at MUMA, Taylor Maxwell assisted with the specification and delivery of the traditional facings and special shaped bricks, as well as the precast brick elements required for this important civic structure.

Following extensive consultation, including a tour of the manufacturing factory in Holland, a European stock brick was selected that could achieve the architect's pre-requisite that all of the special shaped bricks required for the intricate facade details could be manufactured as a purpose made element. This would contribute to the high-calibre finish of the brickwork as outlined in the project's original design concept.

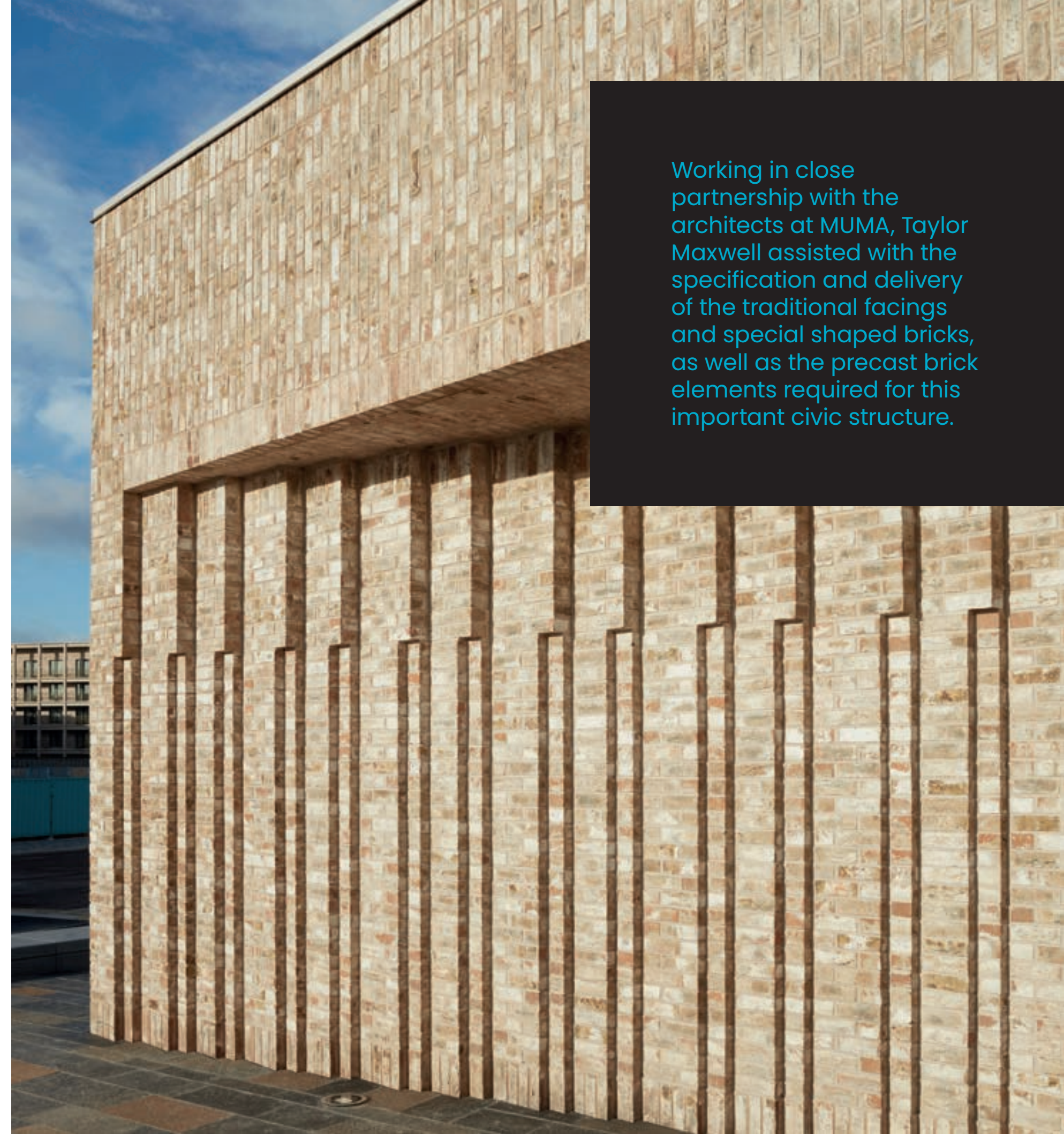
Deep, precast brick soffits were manufactured offsite and supplied to create the sheltered thresholds to the building's entrances.

The facing brick facade, built by subcontractor Anglian Brickwork, provides a rich sense of tactility to the building, not only in its engaging colouring, but also from the way in which it has been used.

Bands of vertical stretcher bond brickwork span each entrance and extend around the building to the main hall of the community centre where this is developed as an irregular 'strata' of stretcher and soldier course bonds. A vertical ridged patterning of brickwork projects from the facade adds appeal, and at high level a band of Flemish bond brickwork with a combination of projecting, recessed and missing headers gives texture to the facade while also integrating the passive air extract route at the east and west ends of the hall. The striking detail of the brickwork is continued internally, inside the main hall of the community centre, serving as not only a visually pleasing elevation but also contributing to the softening of the acoustics of the tall room.

As part of AECOM's masterplan for the new community of Eddington to address connectivity, community, and environmental sustainability, it was important to work closely with local businesses to support the new project. Therefore, in collaboration with a local merchant we coordinated the larger deliveries of facing bricks to their local yards who then delivered to the North West Cambridge site in smaller quantities, lessening the impact of traffic in the area and complying with the local site restrictions.

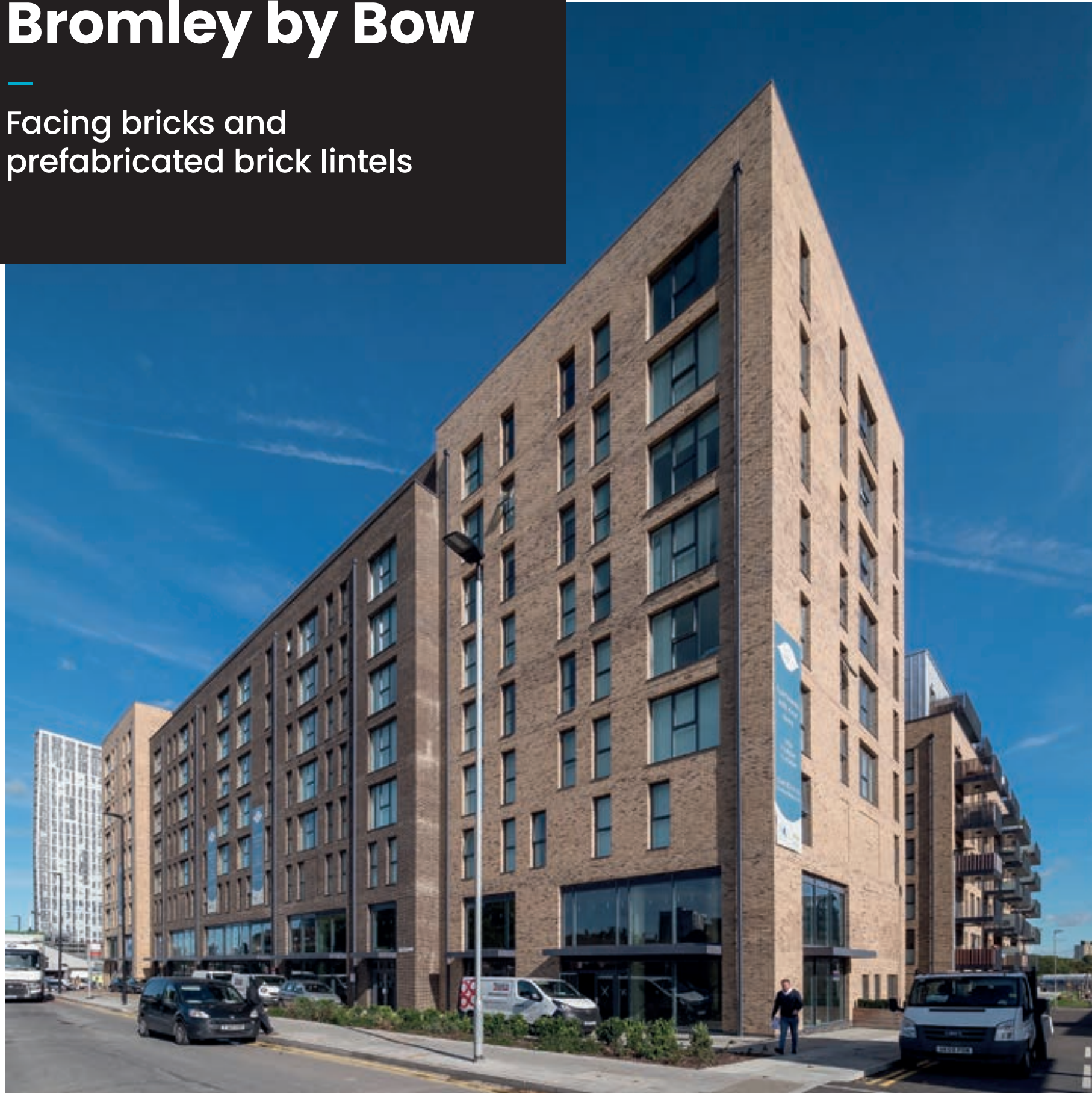
The community centre at Storey's Field (a milestone in the masterplan for the new community of Eddington) has been received with exceptional support and has already been shortlisted for a number of prestigious awards including the RIBA 2018 Regional Award for the East.



Working in close partnership with the architects at MUMA, Taylor Maxwell assisted with the specification and delivery of the traditional facings and special shaped bricks, as well as the precast brick elements required for this important civic structure.

Bromley by Bow

Facing bricks and
prefabricated brick lintels



Bromley by Bow is a brand-new London development by Higgins Construction comprising of residential units and 10,000 sq. ft. of commercial space and public walkways located on the southern fringes of the Olympic Park.

A key challenge of this development has been the special consideration to the Grade II listed House Mill, within the East London heritage landmark at Three Mills, home to the world's oldest tidal mill.

The 219 new homes have been designed for clients Southern Spaces and Southern Housing Group, with a Victorian warehouse aesthetic that reflects the area's industrial heritage and compliments the existing character and appearance of the area. Set on the peaceful banks of the River Lea, this striking new collection of buildings, punctuated by landscaped modern courtyards and open spaces, take their inspiration from Bow's former Victorian past and culminates in an aesthetically planned and easily maintained village. A new urban setting of modern and classic inspiration has been created with new architecture and apartments that are an instant and natural fit with the neighbourhood.


From Victorian and Georgian streets, to former factories and warehouses, Bow River Village reflects its rich history in the use of traditional brickwork that evoke the buildings of its industrial past, whilst sleek glass balconies, zinc-cladding and contemporary landscaping employ a rich palette of modern materials that are beautiful and practical.

Faced with real brick slips specially cut from the main brickwork batch, and permanently precision bonded to the required pattern, the prefabricated units are fixed back directly to the shelf angle. Using vertical and horizontal adjustment built into the system, the units are perfectly aligned and matched to the main facade brickwork. Due to the brick slips having been cut from the same batch as the main brickwork, they present a perfect colour and texture match for flawless transitions and consistency.

The brick-faced units are designed and prefabricated offsite to suit different soffit dimensions, even modern deep soffits such as those above the upper storey stairwells, meaning there is no on-site cutting required. The units are simply offered up to the pre-fixed and pre-drilled support system and bolted into position using T-head bolts.

Using this lightweight, high-strength, stainless-steel lintel system offered the contractors a solution that resulted in easier handling coupled with maximum adjustability, for quick and simple alignment on site. As mechanical lifting equipment was not required, the contractor was able to install the units in around one tenth of the time of traditional heavyweight precast concrete alternatives.

Following the success of phase one, Higgins Construction PLC has been appointed by Southern Housing Group to design and build phase two of the construction of a further 112 new homes at Bromley by Bow, East London.



Masonry

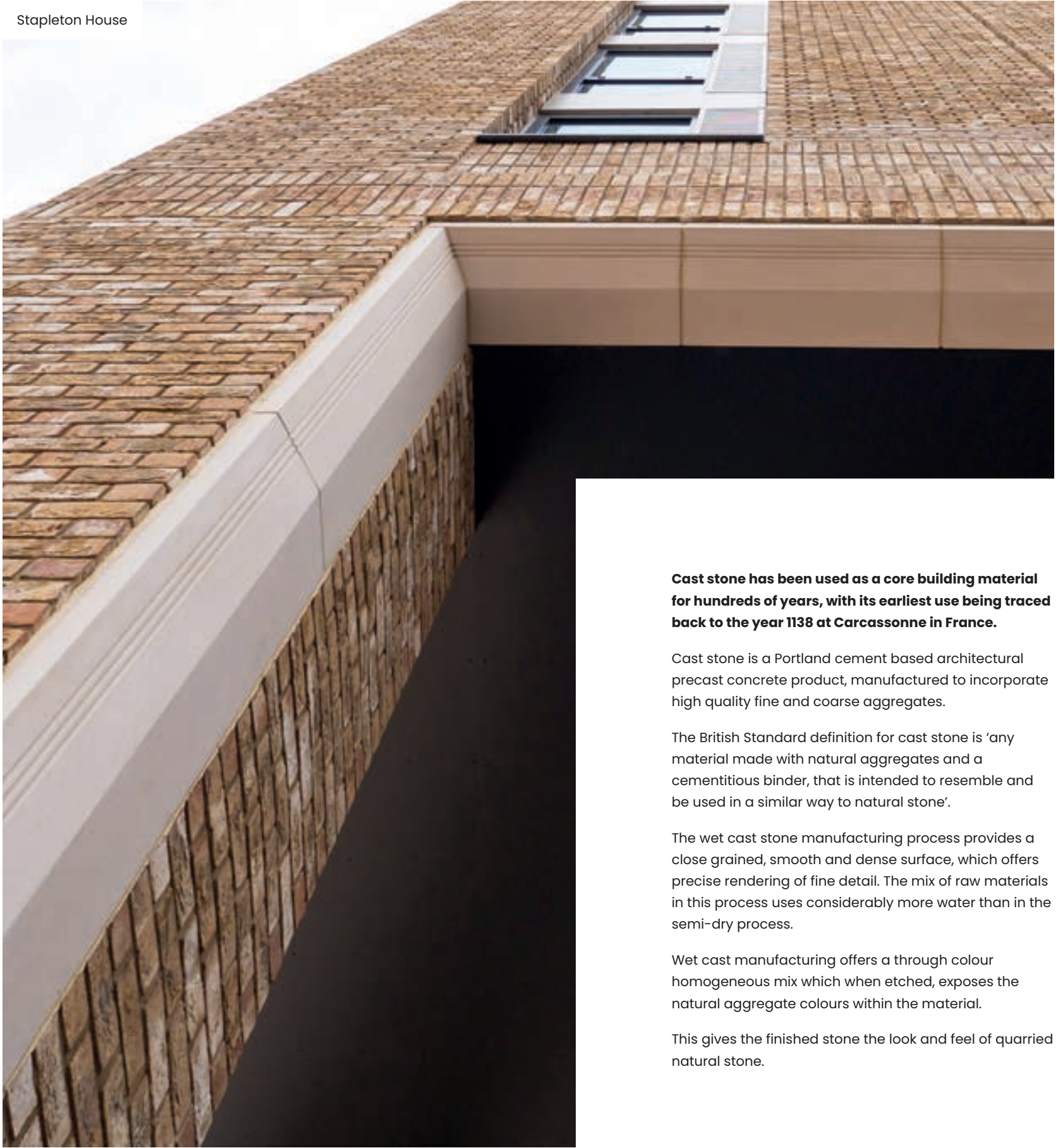
- 108 Cast Stone
- 112 Natural Stone
- 114 Walling Stone
- 116 Architectural Masonry
- 120 Case Studies
 - Sussex Court
 - West Hendon

Cast Stone



Royal Ballet School

Stapleton House



Cast stone has been used as a core building material for hundreds of years, with its earliest use being traced back to the year 1138 at Carcassonne in France.

Cast stone is a Portland cement based architectural precast concrete product, manufactured to incorporate high quality fine and coarse aggregates.

The British Standard definition for cast stone is 'any material made with natural aggregates and a cementitious binder, that is intended to resemble and be used in a similar way to natural stone'.

The wet cast stone manufacturing process provides a close grained, smooth and dense surface, which offers precise rendering of fine detail. The mix of raw materials in this process uses considerably more water than in the semi-dry process.

Wet cast manufacturing offers a through colour homogeneous mix which when etched, exposes the natural aggregate colours within the material.

This gives the finished stone the look and feel of quarried natural stone.

Step by Step Process of Manufacture



— Design

Architectural concepts and design intent are transformed into detailed stonework CAD drawings with full consultation and consideration provided.



— Moulds

Bespoke moulds are constructed, designed to maintain the required level of detail to achieve crisp, sharp arrises to every stone.



— Casting

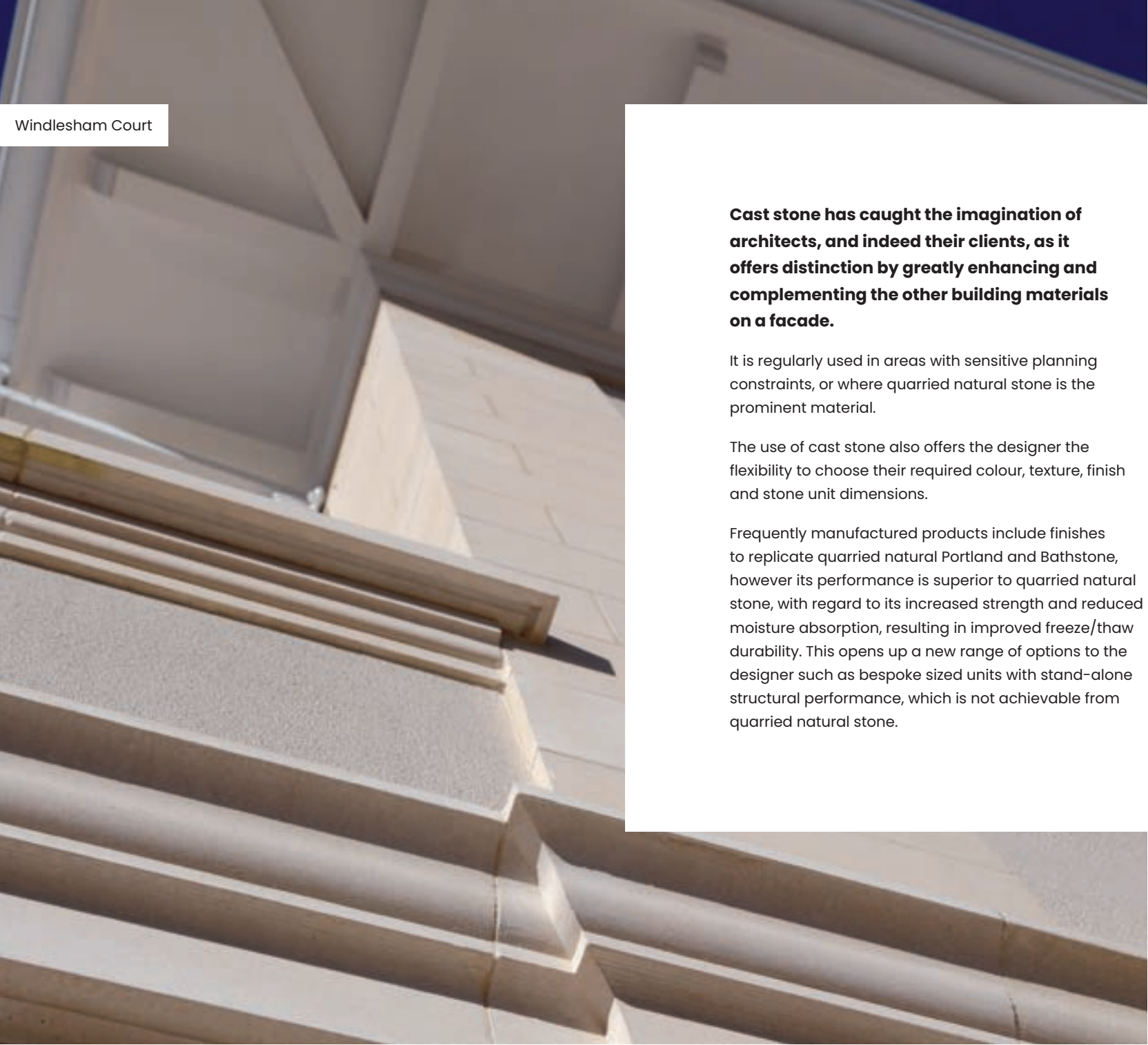
Moulds are filled and the material compacted thoroughly, with reinforcement and cast-in fixings added if specified for either handling or full structural purposes.



— Finishing

Moulds are carefully stripped from the stones, which are then dressed and finished ready for curing.

Windlesham Court



Cast stone has caught the imagination of architects, and indeed their clients, as it offers distinction by greatly enhancing and complementing the other building materials on a facade.

It is regularly used in areas with sensitive planning constraints, or where quarried natural stone is the prominent material.

The use of cast stone also offers the designer the flexibility to choose their required colour, texture, finish and stone unit dimensions.

Frequently manufactured products include finishes to replicate quarried natural Portland and Bathstone, however its performance is superior to quarried natural stone, with regard to its increased strength and reduced moisture absorption, resulting in improved freeze/thaw durability. This opens up a new range of options to the designer such as bespoke sized units with stand-alone structural performance, which is not achievable from quarried natural stone.

— No Pigmentation

Our wet cast standard Portland and Bathstone finishes contain no pigmentation, and are solely the natural colours of the aggregates within them.

— Superior Performance

Reconstituted cast stone's performance is superior to quarried natural stone with regard to its increased strength and reduced moisture absorption, resulting in improved freeze/thaw durability.

— Highest Quality

Due to the use of the highest quality handmade moulds, the finished product presents the designed level of precise, sharp detail.

— Additional Options

A new range of options is available to the designer such as bespoke sized units with stand-alone structural performance, which is not achievable from quarried natural stone.

Natural Stone



Edinburgh University

Taylor Maxwell are a leading supplier of natural stone for the facade and landscaping industries. With a comprehensive range covering all stone types, our portfolio has something to suit all visual requirements.

Many of the quarries we partner with have been actively working since the 1800's, and offer stone rich in colour, character and heritage with adequate reserves. Using locally sourced stone on your planned development from these well-established quarries located across the UK, not only provides a sense of character in keeping with the local vernacular, but also provides a sustainable approach to the construction of your scheme.

Our stone range includes Basalt, Granite, Limestone, Marble, Pennant, Quartzite, Sandstone, Slates, Travertine and Yorkstone.

Energy is only used for the extraction of the natural stone from an open surface quarry and then processing it further. This energy usage is relatively low when compared with other building materials often produced in a factory environment, making it a more environmentally friendly option.

Recent research suggests that the total calculated cost of a natural stone building over a 30-year period is considerably less than many other buildings when comparing the short-term material costs, bench-marked against the higher maintenance costs often associated with more modern types of facades.

Smooth, tooled, split face, pitched face, rumbled, picked, broached and many more finishes are available, ensuring the closest match to the client's brief can be found.

Consistency of stone supply is also offered for large schemes or multi-phased developments.



Sussex Court

Kinnear Road



Walling Stone

Reconstituted walling stone is a popular choice with local developers and builders, and is widely accepted by planners as a durable, attractive and cost-effective alternative to natural stone.

Reconstituted walling uses real stone aggregates sourced from the same quarries as those used for natural stone walling. This gives the product the ability to replicate natural stone visually and characteristically.

Suitable for load-bearing and non-load-bearing use, the hydraulic press manufacturing process results in low water absorption, meaning the product is extremely durable and will stand the test of time.

Almost all stone types are available to match the contextual style of the locality including buff sandstones, red sandstones, cream to gold limestones and ironstone, with a range of sizes and finishes to suit the design brief. The moulds, which are taken from natural stone, recreate the unique and subtle textures and characteristics of the raw material. The wide range of authentic shades match most original natural stones whilst the manufacturing process allows for a dimensional accuracy that facilitates impressive build speeds.



Daniel Hill



If natural stone is the preferred option for your project, we have close working relationships with all major UK quarries and are able to source any type of natural stone walling or masonry required for your development.

We work closely with developers, contractors, architects and local authorities to source the appropriate material for your residential or commercial building project. We are able to offer guidance when it comes to matching existing buildings and identifying the origin of materials already built within any given area.

As this is a natural product formed over thousands of years, then quarried from within the UK, natural stone walling offers an incredibly durable walling or masonry product and makes an excellent option for a robust and aesthetically pleasing facade.

We are committed to providing high-quality stone products, manufactured to your specification and delivered to site to meet your build programme. We will provide full take-off services based on your drawings, samples for planning and client sign-off, and cost-effective quotes to meet your budgetary requirements. meet your budgetary requirements.



Sussex Court

Architectural Masonry



Mary Seacole House

Architectural masonry provides a decorative facing concrete block with design quality and dimensional accuracy. It is a structural material which can be used as part of the internal or external leaf, providing a clean, maintenance-free solution.

Manufactured from a mix of top quality limestone aggregates and cements, architectural precast concrete masonry is a modern, cost-effective building material, that is extremely durable.

This material is available in a wide variety of colours and finishes including polished, glazed, fair faced, split and textured, which is often used in healthcare, education, commercial and residential developments.

A range of standard units are available, however bespoke elements can be created with each hand moulded by experienced craftsmen to match your designs.



Types of Finish

— Fair Face

These precise and smooth blocks are used to create large natural smooth surfaces and are offered at competitive price points compared to other materials, for example render. These smooth blocks, can also be mixed with other more textured blocks, to produce a striking contrast on a building's facade.

— Shot Blasted

This production process exposes the inner aggregate of the material, which creates a matt texture with a flat surface. The degree of erosion can be developed to accommodate the required aesthetic.

— Split Face

The split face stone finish is desirable as it provides natural texture and stratification that is hard to duplicate in a man-made product. These cast stone blocks are individually split down the middle to produce a face that replicates hand hewn stone, with each piece offering a unique finish.

— Burnished

The burnished face finish reveals the beauty of the natural aggregates and is a popular choice for projects where an understated aesthetic and reduced glare are desired.

— Polished

Selected natural aggregates are mixed and polished to create a wide range of colours and variations, replicating the rich textures associated with marble and granite finishes.

Fair Face



Shot Blasted



Split Face



Burnished



Polished



Sussex Court

Natural stone & walling stone



Sussex Court is an exclusive collection of luxurious homes, set within the conservation area of the Duchy of Lancaster Estate in North Yorkshire. With prices starting at circa £1m, each of the new houses have been designed with impressive facades and elegant exteriors and boast high specification interior design, exclusive features and spacious gardens.

Set just outside the beautiful town of Harrogate, recently voted the third happiest place to live in the UK, the Duchy Estate masterplan was designed by architects Wildblood Macdonald in conjunction with Amec Foster Wheeler. The scheme of 160 houses at Sussex Court was developed to provide an outstanding design standard, that compliments the nearby town, and offers a varied range of housing types amidst a generously landscaped rural setting.

Working closely with main contractors Linden Homes, part of the Galliford Try Group, Taylor Maxwell were pleased to assist with the specification and supply of a range of locally sourced natural stone products to this development. A selection of the high-quality homes have been built using natural stone walling for their exterior facades, and the majority of boundary walls and copings have been built using drystone walling sourced within 10miles of the scheme, adding to the local heritage of the development.

Natural stone lends itself perfectly to providing a unique and individual characteristic to a property, offering a hand-crafted touch and an overall feeling of high quality craftsmanship. Its durability as a construction product offers a high quality, long-term and low maintenance option that, rather than fading or showing aggregate with age, actually improves over time. The textural quality of the locally sourced stone permits the seamless integration of the new development within its rural environment.

The design of Sussex Court has successfully merged the characteristics of the local architecture, integrating the long-standing heritage and notable historic style, whilst providing easy access to the charming facilities that Harrogate has to offer. The development was formed to respect the wider landscape setting and intentionally looks to create a long term green edge to the historic spa town.



West Hendon

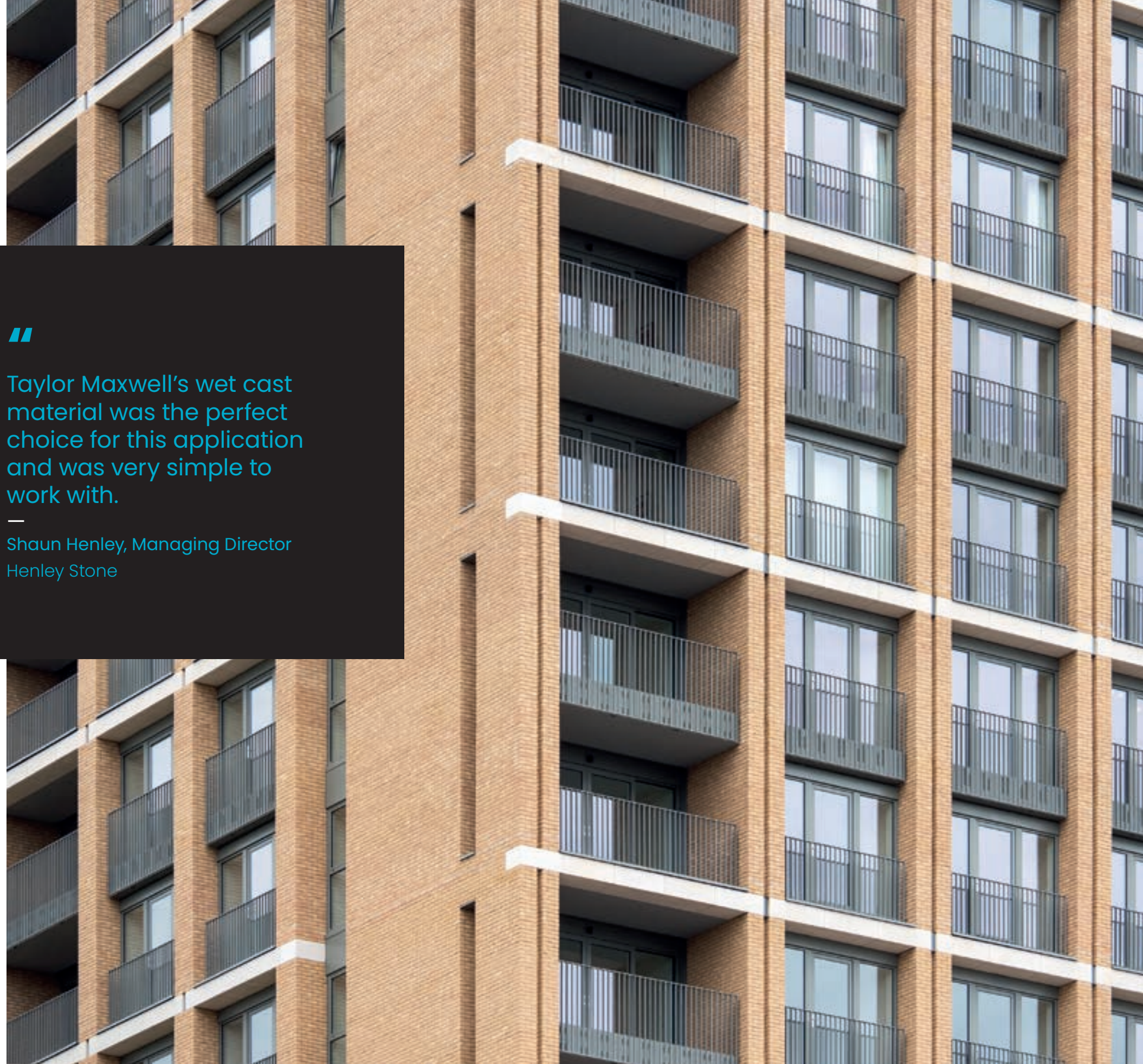
Cast stone

See more projects at taylor-maxwell.co.uk/projects

CAST STONE BANDING



Hendon Waterside is a flagship Barratt London residential regeneration scheme in North London. The project itself is creating 2,000 new homes set in 170 hectares of beautiful grounds and gardens, which will provide residents with lakeside living within 30 minutes of Central London. The standout building on the site is the Vista building, rising some 26 storeys, with views across the Welsh Harp reservoir and the city beyond.



“

Taylor Maxwell’s wet cast material was the perfect choice for this application and was very simple to work with.

— Shaun Henley, Managing Director
Henley Stone



Shaun Henley, Managing Director of Henley Stone, the installer on the project advised, “Many of the buildings have Portland wet cast stonework balconies and banding at floor levels around their perimeter. As stonework installers, we were pleased that Vobster Cast Stone (part of the Taylor Maxwell Group) was selected as the stonework manufacturer by both Barratt London and the architect Allies and Morrison.”

“Having worked with Vobster for many years now, we knew we would be installing what we consider to be the very best wet cast material available on the market. This proved to be the case yet again, as our masons would frequently praise the accuracy and quality of the Vobster product.”

Shaun continued “There were some very complex design issues which Vobster resolved with Barrett London in good time for us to install the stonework without interruption or delay. Their wet cast material was the perfect choice for this application and was very simple to work with. It provides a fantastic finish and contrasts extremely well with the adjacent bricks, metalwork and glass.”

“Due to significant design restraints, we needed the supplier to be able to manufacture the material to very tight tolerance levels, and to be able to keep up with the high pressure demands of supplying to such an important flagship project. We are looking forward to working with them again on the next project and will continue to recommend them for projects to clients and architects without hesitation.”



Offsite Solutions

128 Precast & Prefabricated Brick Components

Lintels & Soffits


Arches & Chimneys

132 Precast Concrete Solutions

134 Case Study

Great Eastern Quays

Precast & Prefabricated Brick Components



Kings Crescent

Lintels & Soffits

Creating deep brick soffits and intricate brick patterns around window heads and openings has become quicker and more cost effective to achieve. These complex wall cladding features can be produced using two different manufacturing methods. The first uses precast concrete and the second is a new prefabricated stainless-steel bracket angle support system.

Our range of precast concrete lintels provide a low cost and resilient support for door and window openings. The pre-stressed casting system used to produce these lintels ensures a consistent quality and finish for each external facade.

An alternative to this method of construction is a new lightweight steel-bracket system which offers several benefits over traditional precast concrete. The overall weight is reduced by more than half, which in most cases will allow the brick faced units to be applied on site without specialist lifting equipment, reducing installation time and cost. These units can be constructed using almost any brick or masonry type. Each brick feature unit is constructed using exactly the same brick as the main project, in factory controlled conditions, which provides greater certainty of the visual quality compared to the brickwork built on site. This can reduce the need for time spent on site by specialist contractors to cut bricks to suit complicated structural openings.

These products allow for creative designs and building features to be built in brickwork which otherwise would have been impossible in these parts of the building.

Kings Crescent



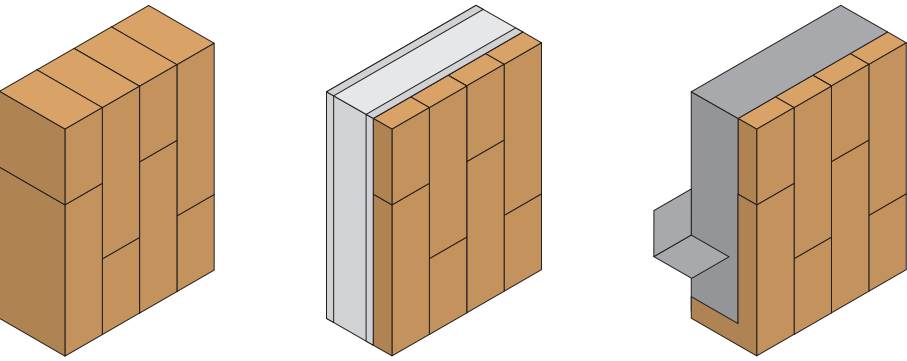
Arches

We offer a full range of lightweight and structural prefabricated arches manufactured in most brick types.

Structural brick clad arches can accommodate a large range of bond patterns including segmental, flat, gothic, parabolic, as well as apex arches and bullseyes, providing a wide variety of options to consider.

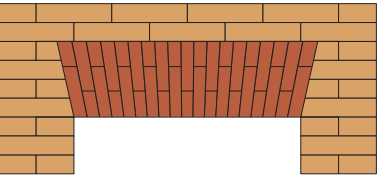
Most brick face finishes can be supplied onto a range of backings including reinforced concrete, structural steel and several lightweight options. The soffit of the arch (underside) can be supplied with or without a brick slip finish, dependent upon your requirements.

We provide a full design service where drawings would be supplied for approval prior to commencing any manufacturing, together with a full estimating service.

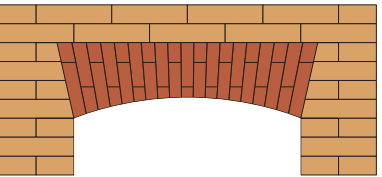


Loose Brick Non-Structural Structural

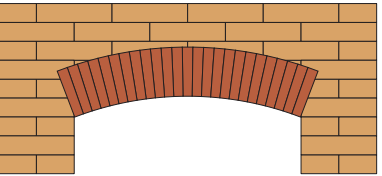
These drawings are for illustrative purposes only and are not representative of the products actual dimensions.



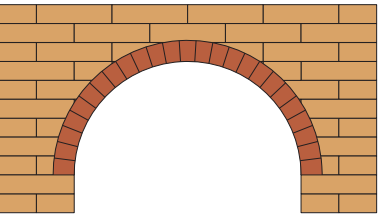
Flat gauged



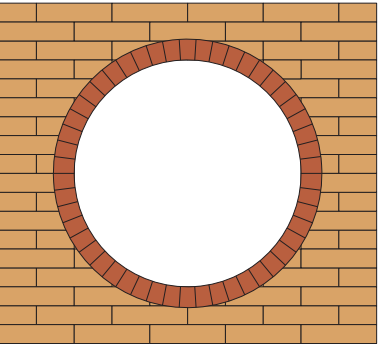
Flat gauged with
camber rise



Segmental



Semi-circular



Bullseye

Chimneys

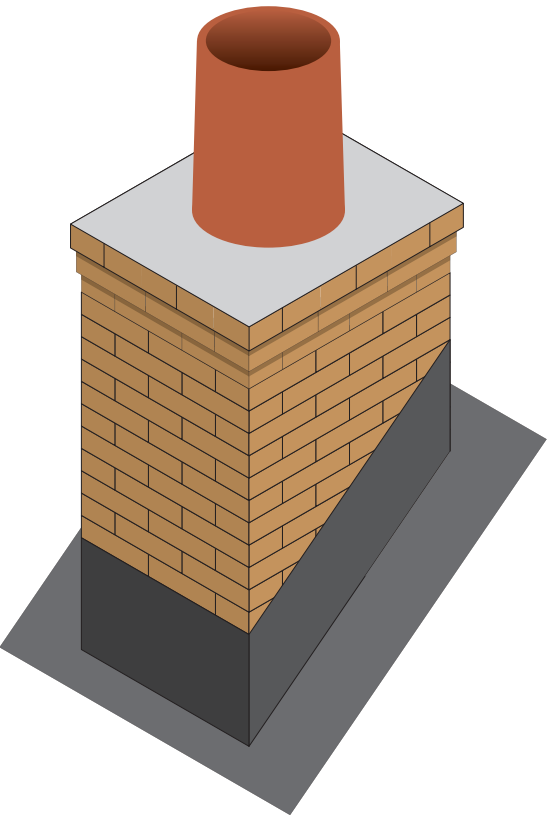
Prefabricated chimneys offer a modern and lightweight alternative to brick slip clad chimneys. They are easily and quickly installed and can be clad in a range of traditional materials including brick, stone or render.

For a truly lightweight solution, brick effect glass reinforced plastic (GRP) chimneys are an alternative to the masonry clad units. Often weighing less than 30kg, these chimneys are quickly installed in a mid-ridge location and match the texture and colour of the original brickwork.

Suitable for use in a variety of locations on the roof, these chimneys can be ordered as non-working cosmetic only units or complete with an insulated in-wall system suitable for log burners, stoves and other appliances.

Available in a range of standard sizes to suit most locations, these chimneys can be ordered with a variety of pot designs and sizes. Bespoke designs can also be accommodated using our full CAD design service.

Comprehensive installation guides are provided to ease the installation process and ensure a watertight product.



Precast Concrete Solutions



Precast concrete offsite wall construction is a fast and practical way to produce multi-unit structures across all building sectors, in a fraction of the time associated with traditionally built projects. The visual possibilities and technical benefits appeal to clients, architects and contractors respectively.

Taylor Maxwell offer a range of architectural and structural precast components. This portfolio includes full structures, sandwich panels and facade panels which are available in a variety of material finishes including acid etched, grit blasted, polished, exposed aggregate, stone faced, brick faced and tile faced.

Insulated precast sandwich panels are ready made external building envelopes, which provide many advantages, such as drastically reducing build programmes as there is no requirement for scaffold or mast climbers. The panels are constructed offsite and comprise of an outer leaf of precast concrete, an insulating layer and a structural inner leaf of plain grade concrete with a powder floated internal finish. The external skin is connected to and supported by the internal skin using proprietary ties. The ties have a low thermal conductivity which eliminates potential cold bridging.

Where access is restricted, or the project programme demands fast on-site construction, precast architectural panels are the ideal solution. All units are manufactured offsite and are delivered ready for final preparation and decoration. Sections are designed for ease of construction and installation, and to conform with building and structural regulations. Where a facing brick finish is required, a dovetail cut is made into the rear of the brick, and the units are laid face down into a mould. Concrete is then poured over the rear of the bricks forming a completely mechanical key.

This method of construction allows increased design freedom for brickwork and its use on different areas of a building where traditional brickwork would not be possible, for example on soffits.

Other benefits of brick faced precast concrete systems include:

- Concrete is durable, strong and resistant to impact. It has excellent fire-resistance and acoustic properties.
- If required, components can be pointed on-site to ensure mortar colour consistency within the surrounding brickwork.
- Units can be manufactured to suit different brick dimensions and bond patterns.



— Colours

Precast concrete can be provided in a variety of colours and finishes, utilising a large choice of aggregates and pigments.

— Bespoke

Architectural concrete can be both structural load-bearing or non-structural, such as cladding. All architectural projects are designed and manufactured in an entirely bespoke manner.

— Durable

Concrete is durable, strong and resistant to impact. It also has excellent fire-resistant and acoustic properties.

— Affordable


Design and manufacture offsite ensures consistent quality and lower construction costs.

— Adaptable

Units can be manufactured to suit different building structures.

— Fully Finished

Brick, stone or tile faced units can be supplied fully pointed.



Great Eastern Quays

Facing bricks, special shapes and
lightweight steel brick clad lintels

See more projects at taylor-maxwell.co.uk/projects



SPECIAL SHAPED BRICK

Set on a peaceful dockside, Great Eastern Quays forms part of the Albert Basin area at the eastern end of the Royal Docks complex in London.

Identified as the capital's next business district, the historic docks are set to undergo a three-phase regeneration in the next five years, involving the formation of over 1,500 homes and new commercial and leisure areas to be completed by 2027.

The £81 million first phase of this development includes a mixed-use masterplan, which has seen the creation of 350 high-quality, mixed tenure homes, the regeneration of internal garden squares and public areas along the river and docks, and the construction of additional commercial space aimed at business start-ups.



Design Concept

The design, by London based architects Maccleanor Lavington, seeks to enhance the East Beckton community and reflect the profound, historical heritage of the docks, by protecting features such as the 100 year old impounded pumping station.

Client Notting Hill Housing appointed main contractor Galliford Try to lead the regeneration of this large development, comprising of 3 blocks of six and seven storeys, the largest ever single project for the company, on the site of a former pharmaceutical warehouse and commercial building.

In order to achieve the distinctive historical warehouse visual designed by the architects, Taylor Maxwell worked closely with Maccleanor Lavington over a number of years to design and develop a bespoke blend of facing bricks that would allude to the buildings of its industrial past. The architects ultimately named this unique blend of bricks the 'Queens Dock Blend'. This precise choice of brickwork was critical to achieve the architect's vision, as was the ability to work quickly to meet a tight build programme. Therefore, it was obvious that a prefabricated brick system would be an ideal solution for the deep brickwork reveals, making the on-site installation much more efficient, with minimal disruption to the build schedule.



**Maccleanor
Lavington**



Completion

Working closely with the project partners, a lightweight brick faced soffit unit was selected for the deep brickwork reveals at the window heads, which have added additional depth and dimension to the facade. The prefabricated solution has combined custom-designed, brick slip-faced, stainless-steel soffit units with a high integrity stainless steel MDC brickwork support system.

Faced with brick slips specially cut from the main brickwork batch, and permanently precision bonded to the required pattern, the prefabricated units were fixed back directly to the shelf angle. Using vertical and horizontal adjustment built into the system, the units were perfectly aligned and matched to the main facade brickwork. This precision-fit solution allowed for fast install without recourse to the usual heavy lifting equipment.

In addition to the 2,300 linear meters of prefabricated brickwork, Taylor Maxwell also supplied over 50,000 glazed facing bricks, in both standard and special shapes. The special shaped sawtooth bricks have been laid vertically creating a pointed shadow effect, which brings the building to life as they appear to change in appearance throughout the day.

The hints of contemporary green glazed brickwork, a bespoke non-standard colour created especially for the project, has added depth and dimension to the facade of Great Eastern Quays. This has provided a complimentary contrast with the industrial inspired brickwork, ultimately creating a striking finish to the fascia of the new community. This was the underlying vision of the architects Maccleanor Lavington, who believed it was vitally important that the project create a unique space where the Royal Docks meet the iconic River Thames.





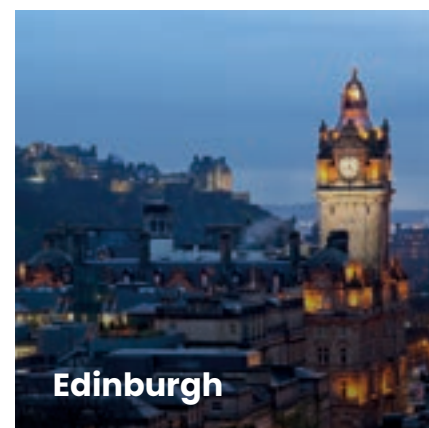
Birmingham




Bristol



Cardiff




Edinburgh



Glasgow



Horsham



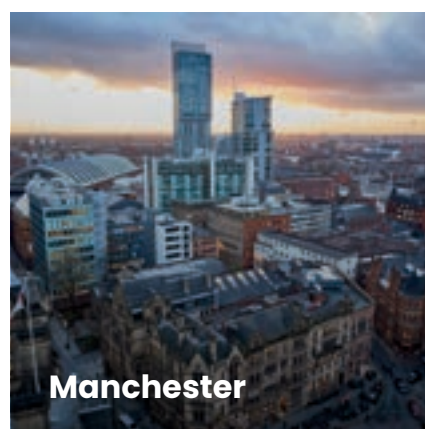
Leatherhead



Leeds



London Bridge




Manchester




Nottingham



St. Albans




Stirling



Vobster



Witham



Yard

Visit taylor-maxwell.co.uk to view our full range of products or call our team on **0203 794 9377** to discuss your project requirements.

+44 (0) 203 794 9377
enquiries@taylor-maxwell.co.uk
taylor-maxwell.co.uk

The latest version of this brochure in digital format is available on our website. Details provided are subject to changes.
 If you require further information, please contact us. Last updated May 2021.

TAYLOR MAXWELL

+44 (0) 203 794 9377
enquiries@taylor.maxwell.co.uk
taylormaxwell.co.uk